



**Board of Trustees Meeting  
November 21, 2019  
Grinton I. Will Branch**



## Table of Contents

<b>a.) Agenda</b>	<b>3</b>
<b>b.) Minutes of Board Meeting October 17, 2019</b>	<b>5</b>
<b>c.) Bill List</b>	<b>9</b>
<b>d.) Joint Management Report</b>	<b>17</b>
<b>e.) Circulation</b>	<b>19</b>
<b>f.) Engagement</b>	<b>23</b>
<b>g.) Patrons</b>	<b>26</b>
<b>h.) Technology</b>	<b>27</b>
<b>i.) Programs</b>	<b>30</b>
<b>j.) Book Stock</b>	<b>40</b>
<b>k.) WLS Member Library Statistics Report 2018</b>	<b>41</b>

**YONKERS PUBLIC LIBRARY  
AGENDA FOR BOARD MEETING  
GRINTON I. WILL BRANCH  
NOVEMBER 21, 2019**

**MINUTES**

**[ACTION ITEM]** Approve Minutes of Board Meeting October 17, 2019

**MANAGEMENT REPORT**

**UNION REPRESENTATIVE'S REPORT**

**WLS REPORT**

**PERSONNEL REPORT**

**[ACTION ITEM]**

Ratify the following appointments:

De'Andre Brown, P/T Page, \$12.00/hr, eff. 10/25/19

Matthew Kenny, P/T Page, \$12.00/hr, eff. 10/25/19

Gabrielle Lawyerr, P/T Page, \$12.00/hr, eff. 11/1/19

Acknowledge the following resignations:

Michelle Blanyar, P/T Page, \$12.00/hr, eff. 11/12/19

**COMMITTEE REPORTS**

**Finance, Budget & Planning**- Guzmán-Santana, Maron, Jannetti

**Employee Relations** - Guzmán-Santana, Touba, Puglia

**Buildings & Grounds** - Guzmán-Santana, Saraceno

**Policy** - Guzmán-Santana, Ilarraza

**Fundraising & Development** – Guzmán-Santana, Maron, Jannetti

Foundation Update

**RATIFY PAYMENT OF BILLS**



**[ACTION ITEM]** Schedule #809

**UNFINISHED BUSINESS**

Continued discussion of FY21 Budget

**NEW BUSINESS**

**EXECUTIVE SESSION**

**NEXT MEETING DATE:** Thursday, December 19, 2019 at the Riverfront Library



YONKERS PUBLIC LIBRARY  
BOARD MEETING  
RIVERFRONT LIBRARY  
OCTOBER 17, 2019

**ATTENDANCE**

TRUSTEES:	Nancy Maron Stephen Jannetti Anietra Guzmán-Santana Derrick Touba Josephine Ilarraza
LIBRARY DIRECTOR:	Ed Falcone
DEPUTY DIRECTOR:	Susan Thaler
BUSINESS MANAGER:	Vivian Presedo
ADMINISTRATIVE SECRETARY:	James Hackett
WLS BOARD REPRESENTATIVE:	None
UNION REPRESENTATIVE:	Brandon Neider, PC Technician I
GUESTS:	Dominick Savarese, President, SEIU 704B

The Board Meeting began at 7:01 p.m.

**MINUTES**

On motion of Tr. Touba, seconded and unanimously carried, the Board approved the Minutes of the Board Meeting of September 18, 2019.

**MANAGEMENT REPORT**

Director Falcone updated the Board on the façade project. The project has experienced more delays due to an ongoing dispute between the contractor and their tile supplier. While the tiles have been installed, the dispute has led to a lawsuit between the parties.

Director Falcone announced the hiring of two new staff, Librarian Daniel Sabol at the Will Branch and Community Services Coordinator Rose Avilés at the Riverfront Library.

Director Falcone informed the Board that the Computer Lab on the first floor of the Riverfront Library was renovated and furnished with new tables and chairs and an attendant's station.

Director Falcone attended the CLUSTER gala, where the Library was honored for its partnership with CLUSTER on the successful case manager programs at Riverfront and Will.

Director Falcone informed the Board that Riverfront and Will had been selected as locations for early voting.

## **UNION REPRESENTATIVE'S REPORT**

Representative Neider expressed the Union's concern that staff have been asked to perform work out-of-title, specifically custodians and librarians. Pres. Maron asked Representative Neider to provide a written report so management may study and address the problem.

## **WLS REPORT**

Tr. Puglia was not present.

## **PERSONNEL REPORT**

Following a discussion of the history and role of the Community Services Coordinator position, the Board, upon motion of Tr. Jannetti, seconded and unanimously carried, approved a change of the position's unit representation from unrepresented to SEIU 704B.

On motion of Tr. Touba, seconded and unanimously carried, the Board ratified the following appointments:

Luis Barcelo, P/T Custodial Worker, \$12.00/hr, eff. 9/20/19  
Daniel Sabol, Librarian I, \$58,449.00/yr, eff. 10/4/19  
Rose Avilés, Community Services Coordinator, \$64,141.00/yr, eff. 10/4/19  
Kathleen Ciriello, P/T Page, \$12.00/hr, eff. 10/4/19

Acknowledged the following terminations:

Daniel Ogyiri, P/T Librarian I, \$21.00/hr, eff. 9/26/19  
Laura DeMuro, P/T Librarian I, \$21.00/hr, eff. 9/26/19

## **COMMITTEE REPORTS**

**Finance, Budget & Planning-** Guzmán-Santana, Maron, Jannetti



On motion of Tr. Jannetti, seconded and carried, the Board approved Business Manager Presedo to move the following certificate from Sterling National Bank:

10/8/19 Contributions Fund, Sunnyside Federal Savings and Loan, 12 mo. CD, \$53,097.68; 2.05%

**Employee Relations** - Guzmán-Santana, Touba, Puglia

**Buildings & Grounds** - Guzmán-Santana, Saraceno

**Policy** - Guzmán-Santana, Iarraza

The Committee discussed several policy updates, specifically safety and evacuation protocols and public bathroom use. The Committee asked management to write up revisions for review.

**Fundraising & Development** – Guzmán-Santana, Maron, Jannetti

Foundation update: Tr. Guzmán-Santana announced that the Foundation had completed developing its annual appeal and expected deliveries some time before Thanksgiving.

## **PAYMENT OF BILLS**

On motion of Tr. Guzmán-Santana, seconded and unanimously carried, the Board approved payment of bills as listed on Schedule #808.

## **UNFINISHED BUSINESS**

On motion of Tr. Jannetti, seconded and unanimously carried, the Board approved closing all three branches for the purpose of Staff Development Day at the Grinton I. Will Branch on Friday, November 22, 2019.

## **NEW BUSINESS**

On motion of Tr. Guzmán-Santana, seconded and unanimously carried, the Board approved the 2020 Holiday Schedule.

On motion of Tr. Touba, seconded and unanimously carried, the Board approved closing the Library at 12:00 noon on Tuesday, December 24, 2019.

Director Falcone led a discussion on the Library's preparation of its FY21 Budget request presentation. Their request is an increase of approximately \$250,000 and includes increased funding for items such as a minimum wage increase, termination pay and programming. Director Falcone was also hopeful several positions that were cut from last year's budget proposal would be restored.

Tr. Touba announced that he will not seek reappointment following the expiration of his term at the end of the year. Pres. Maron asked the Board to seek recommendations to make to the Yonkers Public Schools Board of Trustees to fill the two vacancies following Tr. Touba's expiring term and Tr. Guzmán-Santana's resigned term. Pres. Maron also asked Trustees to consider volunteering to the nomination committee for the election of officers in January.

Deputy Director Thaler forwarded two requests for permission to serve alcohol at upcoming events in the Riverfront Art Gallery to the Board. The first, a coat drive and professional mixer by Collective for a Cause on Nov. 14, would serve sangria and beer to attendees who donate a coat. The second, the Yonkers Public Schools' My Brother's Keeper 3<sup>rd</sup> Anniversary Celebration *For Us By Us* on Nov. 15, would serve wine to attendees who purchase a VIP ticket for a student exhibition. Following an extended discussion of the Library's alcohol policy, upon motion by Tr. Touba, seconded and unanimously carried, the Board approved the service of alcohol at both events contingent on a written indemnification agreement to be approved by management.

**EXECUTIVE SESSION** – Tr. Jannetti motioned to move into Executive Session to discuss the performance of a particular employee at 8:14 p.m. The session ended at 8:58 p.m.

On motion of Tr. Jannetti, seconded and unanimously carried, the following resolution was approved:

The Board of Trustees of the Yonkers Public Library hereby denies the Appeal of Employee No. 732671, consistent with its Decision dated October 17, 2019, which is approved herein, and authorizes the Board President to issue said Decision to the Library Director, the SEIU and the Employee.

On motion of Tr. Guzmán-Santana, seconded and unanimously carried, the Meeting was adjourned at 8:59 pm.

**NEXT BOARD MEETING DATE** – Thursday, November 21, 2019 at Grinton I. Will Branch.

Edward Falcone  
Library Director & Secretary





## Yonkers Public Library

### Bill List OCTOBER 2019

<u>Vendor</u>	<u>Name</u>	<u>Description</u>	<u>Date</u>	<u>Amount</u>
<b>CAPITAL FUNDS</b>				
BAKER & TAYLOR		MATERIALS	10/24/2019	28,756.15
HAWORTH		COMPUTER ROOM FURNITURE	10/21/2019	32,141.43
<b>TOTAL</b>				<b>60,897.58</b>
<b>CONTRIBUTIONS FUNDS</b>				
AMERICAN EXPRESS		MISC EXPENSES	10/29/2019	208.31
BELLA VISTA DELI		BD MTGS:7/18, 9/18, 10/17/19	10/15/2019	384.22
GOVCONNECTION. INC.		TRAC PRINTERS TONER	11/29/2019	1,227.86
MOUNT PLEASANT PUBLIC LIBRAR		DAMAGED BOOK	10/29/2019	17.00
TORRES, ARNALDO		REIMB EXP:PARKG COMIC.COM	10/29/2019	50.00
TORRES, ARNALDO		REIMB: HISPANIC HERITAGE	10/8/2019	85.90
TORRES, ARNALDO		REIMB: HISPANIC HERITAGE	10/7/2019	167.56
YPIE		YPIE GALA- 5 TICKETS	10/15/2019	1,500.00
<b>TOTAL</b>				<b>3,640.85</b>
<b>MONTEFIORE GRANT</b>				
CLUSTER COMMUNITY SERVICES		LIBRARY IPP JULY	10/8/2019	9,961.61
CLUSTER COMMUNITY SERVICES		LIBRARY IPP AUGUST	10/8/2019	10,000.00
CLUSTER COMMUNITY SERVICES		LIBRARY IPP JUNE	10/8/2019	12,157.86
CLUSTER COMMUNITY SERVICES		LIBRARY IPP APRIL & MAY	10/8/2019	22,268.31
<b>TOTAL</b>				<b>54,387.78</b>



**YONKERS PUBLIC LIBRARY**  
**Bill List- Operating Account**  
 October 2019

Date	Num	Memo	Amount
<b>Abbey Ice</b>			
10/11/2019	6697	spring water	40.00
10/21/2019	5745	spring water	33.50
10/21/2019	6696	spring water	59.50
10/25/2019	7382	spring water	40.00
<b>Total Abbey Ice</b>			<b>173.00</b>
<b>Acevedo, Zafiro</b>			
10/11/2019	100519ZA	hispanic heritage ...	300.00
10/21/2019	100819ZA	hispanic heritage ...	150.00
<b>Total Acevedo, Zafiro</b>			<b>450.00</b>
<b>Amazon.com</b>			
10/21/2019	433975793598	welch's snacks	14.43
10/21/2019	436595864757	supplies	29.97
10/21/2019	445897466365	lunch plates	16.26
10/21/2019	447745693346	acrylic sign holders	86.98
10/21/2019	449688569399	avery labels	27.98
10/21/2019	454595973653	playstation control...	185.79
10/21/2019	456484338664	frito chips	29.94
10/21/2019	457578886597	magic erasers	22.34
10/21/2019	458556479554	austin crackers	10.97
10/21/2019	458685366997	outlet plug covers	26.85
10/21/2019	459747695799	library supplies	101.21
10/21/2019	463643946548	matte removable v...	29.97
10/21/2019	466975367653	video game chair a...	62.00
10/21/2019	487568639857	reference materials	8.31
10/21/2019	496896356843	sharpie markers	8.40
10/21/2019	535793894965	halloween candy	9.94
10/21/2019	553463663497	av materials	27.99
10/21/2019	667586656936	utz jumbo pack	12.98
10/21/2019	696376936436	electric griddle	34.80
10/21/2019	738337656667	canvas panel boards	47.48
10/21/2019	743876673793	nabisco cookie pack	26.94
10/21/2019	784694985669	white cardstock	39.22
10/21/2019	798336679346	playstation control...	21.98
10/21/2019	866579596377	mini canvases	9.95
10/21/2019	899658558358	flag	15.99
10/21/2019	975748935839	desk organizer	8.99
10/21/2019	977353999563	scotch double side...	101.90
10/21/2019	984663889534	av materials	531.31
10/21/2019	989886966789	utz jumbo pack	25.96
<b>Total Amazon.com</b>			<b>1,576.83</b>
<b>American Express</b>			
10/07/2019	6-77003Sept19	software	271.72
10/07/2019	6-77003Sept19	software	39.00
<b>Total American Express</b>			<b>310.72</b>
<b>Argento &amp; Sons</b>			
10/11/2019	374369	auto supplies-tractor	863.00
<b>Total Argento &amp; Sons</b>			<b>863.00</b>
<b>Assured Partners Northeast</b>			
10/11/2019	1069585	commercial prope...	18,000.00
10/11/2019	1069585	commercial prope...	8,585.50
<b>Total Assured Partners Northeast</b>			<b>26,585.50</b>
<b>Barnes &amp; Noble</b>			
10/25/2019	3903928	materials	792.89
10/25/2019	3907930	materials	871.52
10/25/2019	3908294	materials	1,297.99
<b>Total Barnes &amp; Noble</b>			<b>2,962.40</b>

**YONKERS PUBLIC LIBRARY**  
**Bill List- Operating Account**  
 October 2019

Date	Num	Memo	Amount
Blick Art Materials			
10/11/2019	2241424	art supplies	726.05
Total Blick Art Materials			726.05
Book Page			
10/11/2019	S43946	subscription	1,920.00
Total Book Page			1,920.00
Brodart			
10/07/2019	539996	library supplies	170.43
Total Brodart			170.43
Budget Library Supplies			
10/25/2019	18261	single dvd cases	3,300.00
Total Budget Library Supplies			3,300.00
Cablevision Lightpath			
10/21/2019	100185139	internet 9/1-9/30/19	5,233.55
10/21/2019	100185155	phones 9/1-9/30/19	3,577.11
Total Cablevision Lightpath			8,810.66
Cablevision Optimum			
10/07/2019	07803544469Oct19	cable tv	16.27
10/11/2019	07803065546oct19	cable box	8.13
10/25/2019	07803550279nov19	internet and phone	141.16
Total Cablevision Optimum			165.56
Cengage Learning			
10/11/2019	68653711	subscription	4,052.55
Total Cengage Learning			4,052.55
Chloe's Kids			
10/07/2019	26 RF	baby signing time	150.00
Total Chloe's Kids			150.00
Citadel Pest Control			
10/11/2019	3742	pest maintenance	500.00
Total Citadel Pest Control			500.00
Cole Information			
10/07/2019	0764502-IN	subscription	677.95
10/07/2019	0764502-IN	subscription	677.95
Total Cole Information			1,355.90
Con Edison (Consolidated Edison)			
10/11/2019	5909214217oct19	gas charges	175.65
Total Con Edison (Consolidated Edison)			175.65
Crown Janitorial			
10/07/2019	442536-1	janitorial supplies	2,381.36
10/25/2019	444633-1	janitorial supplies	434.25
10/25/2019	444639-1	credit memo	-285.61
Total Crown Janitorial			2,530.00
Das, Joy			
10/25/2019	129	sewing class	175.00
Total Das, Joy			175.00
Demco			
10/11/2019	6686832	library supplies	298.65
10/25/2019	6699157	library supplies	1,364.19

**YONKERS PUBLIC LIBRARY**  
**Bill List- Operating Account**  
 October 2019

Date	Num	Memo	Amount
10/25/2019	6704159	spine labels	98.45
Total Demco			1,761.29
Demco Software			
10/25/2019	INV00010832	annual purchase m...	1,356.08
Total Demco Software			1,356.08
Dewaters, Alice			
10/21/2019	101019AD	reimbursement pr...	63.47
Total Dewaters, Alice			63.47
Dreamland Security Services			
10/25/2019	DSS190048	security guard ser...	16,450.50
Total Dreamland Security Services			16,450.50
Erwin-Mcguire, Avery			
10/25/2019	1005-2019	coding a video ga...	100.00
Total Erwin-Mcguire, Avery			100.00
Fecica, Walter			
10/11/2019	091719WF	science program	100.00
10/25/2019	101919WF	science program	100.00
Total Fecica, Walter			200.00
Filiberti, John			
10/25/2019	32788	quickbooks training	375.00
Total Filiberti, John			375.00
Five Star Equipment			
10/25/2019	R57220	rental equipment/s...	342.59
Total Five Star Equipment			342.59
Fred B. Design			
10/11/2019	100719FBD	website maintenanc...	390.00
Total Fred B. Design			390.00
Fusco, Eileen			
10/07/2019	092219EF	reimbursement pr...	80.43
10/11/2019	100319EF	reimbursement pr...	54.41
10/21/2019	101019EF	reimbursement pr...	36.47
Total Fusco, Eileen			171.31
Gantzer, Ana			
10/07/2019	93019AG	reimbursement pr...	72.51
Total Gantzer, Ana			72.51
GovConnection			
10/07/2019	57120256	label printer	91.51
10/07/2019	57120257	vga adapter	96.32
10/11/2019	57120258	contract toners	644.02
10/25/2019	57167297	powerlite projector	415.71
10/25/2019	57167298	replacement battery	89.72
Total GovConnection			1,337.28
Gruppuso Plumbing			
10/07/2019	19-327	repaired leak-will	261.00
Total Gruppuso Plumbing			261.00
ISE OP Office Plus			
10/21/2019	422127	business cards-A. ...	30.49

YONKERS PUBLIC LIBRARY  
 Bill List- Operating Account  
 October 2019

Date	Num	Memo	Amount
Total ISE OP Office Plus			30.49
Johnson, Suzanne			
10/25/2019	101619SJ	reimbursement pr...	59.96
Total Johnson, Suzanne			59.96
Keane & Beane			
10/11/2019	50884	legal fees	577.50
Total Keane & Beane			577.50
Kirkus Media LLC			
10/25/2019	101599KR	subscription	398.00
10/25/2019	101599KR	subscription	199.00
Total Kirkus Media LLC			597.00
LDI Color Toolbox			
10/11/2019	1585648	riso masters	69.86
Total LDI Color Toolbox			69.86
Ledesma, Solyaris			
10/11/2019	10-3-19	zumba class	70.00
Total Ledesma, Solyaris			70.00
Marshall, Nancy			
10/25/2019	10-17-19	zumba	70.00
Total Marshall, Nancy			70.00
Midwest Tape			
10/07/2019	97953772	materials	58.45
10/07/2019	9795374	materials	287.06
10/07/2019	97953775	materials	260.87
10/07/2019	97953776	materials	138.68
10/07/2019	97953777	materials	29.98
10/11/2019	98000654	materials	93.71
10/11/2019	98000655	materials	17.99
10/11/2019	98000656	materials	134.94
10/11/2019	98000657	materials	112.45
10/11/2019	98000658	materials	194.91
10/11/2019	98000660	materials	134.94
10/11/2019	98000661	materials	184.39
10/21/2019	98000662	materials	172.41
10/21/2019	98037652	materials	134.92
10/21/2019	98037653	materials	29.98
10/21/2019	98037654	materials	202.40
10/21/2019	98037655	materials	37.48
10/21/2019	98037656	materials	52.46
10/21/2019	98037657	materials	8.99
10/25/2019	98064345	materials	23.24
10/25/2019	98064346	materials	89.96
10/25/2019	98064347	materials	254.90
10/25/2019	98064348	materials	442.77
10/25/2019	98064349	materials	29.98
10/25/2019	98064850	materials	25.48
Total Midwest Tape			3,153.34
Mota, Juan			
10/25/2019	000041	sew amazing	175.00
Total Mota, Juan			175.00
Multicultural Books and Video			
10/11/2019	19-1426A	materials	228.75
Total Multicultural Books and Video			228.75

**YONKERS PUBLIC LIBRARY**  
**Bill List- Operating Account**  
**October 2019**

Date	Num	Memo	Amount
Office Dynamics 10/11/2019	43325	rental	300.00
Total Office Dynamics			300.00
Oriental Trading 10/07/2019	698223552-01	children supplies	66.40
Total Oriental Trading			66.40
Preferred Business 10/07/2019	103013	receipt books	582.43
10/07/2019	103068	absence request f...	565.40
Total Preferred Business			1,147.83
Presedo, Vivian 10/11/2019	10919VP	reimbursement pe...	312.36
10/11/2019	10919VP	reimbursement pe...	3.00
10/11/2019	10919VP	reimbursement pe...	36.35
10/11/2019	10919VP	reimbursement pe...	29.98
Total Presedo, Vivian			381.69
Scaringella Auto Repair 10/21/2019	100819	auto service/inspe...	77.85
Total Scaringella Auto Repair			77.85
Schall Hardware 10/11/2019	17835	maintenance suppl...	13.98
10/11/2019	17835	maintenance suppl...	355.58
Total Schall Hardware			369.56
Schreiber, Elyse 10/11/2019	100219ES	comic con-reimbur...	65.50
Total Schreiber, Elyse			65.50
Schumacker, Meryl 10/25/2019	102119MS	DNA genealogy pr...	125.00
Total Schumacker, Meryl			125.00
Spanish Publishers, LLC 10/11/2019	006822	materials	211.14
Total Spanish Publishers, LLC			211.14
St. Vincent-Burgos, Audrey 10/11/2019	10-7-19	salsa dance class	125.00
Total St. Vincent-Burgos, Audrey			125.00
Sterling Sanitary Supply 10/25/2019	AL7666	monthly lease	300.00
Total Sterling Sanitary Supply			300.00
Torres, Arnaldo 10/07/2019	93019AT	reimbursement 1 P...	65.50
Total Torres, Arnaldo			65.50
Vaccari, Valentina 10/21/2019	101019VV	training workshop/...	19.84
Total Vaccari, Valentina			19.84
Vandross, Gwendolyn 10/11/2019	091819GV	zumba class	70.00

**YONKERS PUBLIC LIBRARY**  
**Bill List- Operating Account**  
 October 2019

Date	Num	Memo	Amount
Total Vandross, Gwendolyn			70.00
Verizon			
10/07/2019	9147931065Oct19	phones	43.58
10/21/2019	9144109274oct19	phones 10/1-10/31/...	43.82
10/25/2019	9143373015nov19	phones	49.65
Total Verizon			137.05
Verizon Wireless			
10/11/2019	9838717282	cell phones	346.76
10/25/2019	9839836129	phones	213.39
10/25/2019	9839836130	phones	108.16
Total Verizon Wireless			668.31
Wayne's Electric Service			
10/25/2019	101902	wiring installation ...	625.00
Total Wayne's Electric Service			625.00
WB Mason			
10/07/2019	20312031	postage tape	60.42
10/07/2019	203161312	office supplies	21.91
10/07/2019	203260794	wall clock	15.55
10/07/2019	203299232	library supplies	43.26
10/11/2019	203356118	program supplies	10.58
10/11/2019	203623810	supplies-art gallery	48.24
10/11/2019	CR7331545	credit memo	-26.45
10/21/2019	203678274	cutter	8.99
10/21/2019	203778333	program/office sup...	91.44
10/21/2019	203778333	program/office sup...	72.40
10/21/2019	203829354	vanilla cookies	48.24
10/21/2019	CR7364451	credit memo	-48.24
10/25/2019	203912135	velcro tape	14.96
10/25/2019	203927980	name badges	10.62
Total WB Mason			371.92
Xerox			
10/25/2019	162475713	xerographic module	328.50
Total Xerox			328.50
Yonkers Parking Authority			
10/07/2019	19-0718	employee parking	6,117.44
Total Yonkers Parking Authority			6,117.44
<b>TOTAL</b>			<b>96,439.71</b>

YPL OPERATING BUDGET 2020 - October

Code	Account Name	Adopted Budget	Current Budget (w transfers)	Spent Previous Months	Spent This Month October	YTD	Balance	% used
101	Salaries	6,489,818	6,489,818	1,422,628	719,219	2,141,847	4,347,971	33%
103	Temp Services	660,600	660,600	128,208	40,645	168,853	491,747	26%
150	Termination Payments	35,000	35,000	10,862	0	10,862	24,138	31%
198	Overtime	270,450	270,450	90,490	39,648	130,138	140,312	48%
	Personal Services Total:	7,455,868	7,455,868	1,652,188	799,512	2,451,700	5,004,168	33%
280	Reference Materials	82,000	82,000	13,071	7,749	20,820	61,180	25%
	Materials Total	82,000	82,000	13,071	7,749	20,820	61,180	25%
301	Office Supplies	97110	97,110	19,936	9,362	29,298	67,812	30%
306	Janitorial Supplies	33100	33100	5,843	2530	8,373	24,727	25%
308	Wearing Apparel	2,971	2,971	0	0	0	2,971	0%
309	Fuel For Heating	85,500	85,500	0	0	0	85,500	0%
312	Hardware	7,025	7,025	1,648	365	2,013	5,012	29%
313	Misc. Supplies	1,000	1,000	0	0	0	1,000	0%
314	Electrical Supplies	750	750	202	14	216	534	29%
327	Nursery Supplies	300	300	0	0	0	300	0%
361	Gas	2,000	2,000	381	176	557	1,443	28%
	Material and Supplies Total	229,756	229,756	28,010	12,446	40,456	189,300	18%
401	Insurance	32,575	32,575	0	26,586	26,586	5,990	82%
402	Telephones	63,900	63,900	10,176	4,736	14,912	48,988	23%
403	Printing	13,310	13,310	5,815	666	6,481	6,829	49%
404	Lights and Power	170,226	170,226	0	12,328	12,328	157,898	7%
405	Postage	3,800	3,800	0	0	0	3,800	0%
406	Freight and Express	500	500	62	0	62	438	12%
407	Equipment Maint. And Repair	45,700	45,700	11,950	329	12,279	33,422	27%
408	Rental of Equipment	14,280	14,280	1,861	300	2,161	12,119	15%
409	Building Maint. And Repair	78,000	78,000	17,552	2,216	19,768	58,232	25%
410	Mileage Allowance	685	685	0	56	56	629	8%
413	Professional Fees	183,950	183,950	58,338	728	59,066	124,885	32%
415	Outside Labor & Related Charges	45,500	45,500	5,988	0	5,988	39,512	13%
419	Misc. Expenses	16,750	21164	6,374	6,156	12,530	8,634	59%
421	Rental of Space	750,000	750,000	0	0	0	750,000	0%
422	Janitorial Service	2,600	2,600	630	940	1,570	1,030	60%
424	Maint. Of Office Equipment	3200	3200	0	0	0	3200	0
425	Subscriptions and Publications	121,183	121,183	28,202	7,331	35,533	85,650	29%
430	IT Hardware Maint.	44,000	44,000	14,456	952	15,408	28,592	35%
431	IT Software Licensing and Maint.	486,323	486,323	180,381	8,622	189,003	297,320	39%
436	Tuition/Bd/Travel Reimbursement	2,150	2,150	139	131	270	1,880	13%
446	Automobile Repair	6,000	6,000	1,055	941	1,996	4,004	33%
481	Binding of Books	700	700	0	0	0	700	0%
496	Special Projects	20,000	20,000	0	4,869	4,869	15,131	24%
	Contractual Services Total	2,105,332	2,109,746	342,979	77,886	420,865	1,688,881	20%
	Total Operating Budget	9,872,956	9,877,370	2,036,248	897,594	2,933,842	6,943,528	30%



JOINT MANAGEMENT REPORT  
NOVEMBER 2019

**Façade.** The project is substantially completed, and the contractor is working on the punch list and some miscellaneous interior details.

**Grants.**

- CDBG. We received official notification that we've been awarded a \$30,000 Community Development Block Grant to develop a plan to renovate the Teen Room at Riverfront.
- Verizon. Our Classroom VR project has been renewed thanks to another \$10,000 grant from the Verizon Foundation.
- Con Ed. An Artist In Residence program in the Riverfront Gallery will be funded thanks to a \$7,500 grant from Con Edison.

**Elevator Bid.** The CoY Purchasing Department has advertised for bids on the Will elevator rehab project, with a bid opening date set for December 6<sup>th</sup>. A pre-bid site inspection was held on November 19<sup>th</sup> for interested contractors.

**Staff Development Day.** The big event will be on Friday, November 22. In the morning, we will be screening and discussing the feature film *The Public*. For our afternoon session, Dr. Damara Gutnick and Joan Chaya from Montefiore will facilitate a workshop on using empathy to help guide our interactions with our patrons and each other.

**Smoking Cessation Program.** Montefiore has agreed to fund a smoking cessation program called Freedom from Smoking. We will be holding an info session in December and expect to launch the 7-week series in January.

**Neighborhood Naturally Occurring Retirement Community.** The City of Yonkers and Westchester Jewish Community Services have received a grant to assist seniors living in their homes on the east side of Yonkers. Some of the funding will be used to provide expanded programs and services at the Will and Crestwood branches.

**New York Library Association Annual Conference.** YPL was well-represented at the conference, which was held in Saratoga Springs this year. Congratulations to Will Branch Administrator Christian Zabriskie and his partner Lauren Comito of Urban Libraries Unite, who were recognized with this year's Outstanding Service to Libraries Award at the Inaugural Banquet!

MEETINGS ATTENDED THIS PERIOD

10/18	Susan	Mara Gross (Sarah Lawrence College)
10/22	Ed	Chamber of Commerce networking breakfast @St. John's Riverside
10/24	Ed	Daylighting III art installation
	Ed	School Library Council meeting @Saunders HS
	Ed	Philipse Manor Gala
10/29	Ed & Susan	Firefighter recruitment press event

10/30	Susan Ed & Susan	Take the Pressure Off NYC Poster Session YPIE Gala @SLC
10/31	Susan	Freedom From Smoking program meeting
11/1	Susan Ed & Susan	NNORC YoFiFest opening reception
11/6	Ed & Susan Ed & Susan Susan	Monthly meeting with Deputy Mayor @City Hall Yonkers BASICS television interview @Roosevelt HS AHA Community Impact meeting
11/7	Susan Ed, Susan & Vivian Ed & Susan	Staff Development Day committee @Will Thursday Gallery Hop Chamber of Commerce annual dinner @Westchester Manor
11/8	Susan Susan	Freedom From Smoking program meeting Evanced software training
11/12	Susan	Staff interviews @Will
11/13-	Ed & Susan	NYLA Annual Conference @Saratoga Springs
11/16		
11/18	Susan	SLC Mellon grant meeting with Mara Gross
11/18	Susan	CLUSTER meeting
11/19	Ed Susan Ed & Susan	Grant update @Sarah Lawrence College Chamber of Commerce Breakfast Elevator pre-bid meeting @Will
11/20	Susan Susan Ed & Susan Ed & Susan	Women In Business committee @PAL CLUSTER meeting School Library Council meeting @Saunders Foundation board meeting
11/21	Ed & Susan Ed & Susan Ed	WLS annual meeting @WLS PLDA monthly meeting @WLS County Executive press event @Crestwood

#### UPCOMING EVENTS

11/22	Staff Development Day @Will
12/13	YPL Holiday Party @Dunwoodie

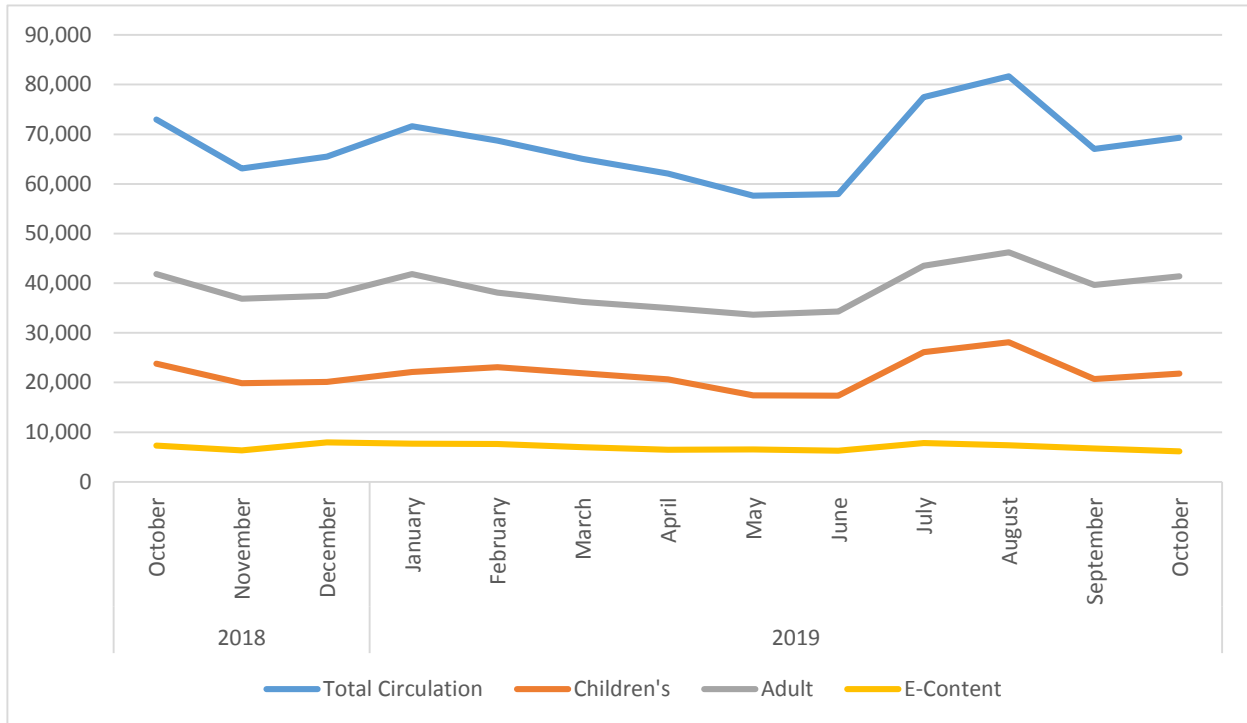
# YONKERS PUBLIC LIBRARY

## CIRCULATION STATISTICS October 2019

	<u>2018</u>	<u>2019</u>	<u>Dev.</u>	<u>%</u>	
Days of Service	30	30			
Hours of Service	837	840			
 <b>RIVERFRONT LIBRARY</b>					
	<i>per svc hr</i>	<i>per svc hr</i>			
Adult	15,819 <i>18.9</i>	14,299 <i>17.0</i>	(1,520) <i>(1.9)</i>		
Children's	8,607 <i>10.3</i>	6,941 <i>8.3</i>	(1,666) <i>(2.0)</i>		
<b>Total Riverfront Circulation</b>	<b>24,426</b> <i>29.2</i>	<b>21,240</b> <i>25.3</i>	<b>(3,186)</b> <i>(3.9)</i>	<b>-13.0%</b>	<b>-13.4%</b>
 <b>GRINTON I. WILL LIBRARY</b>					
Adult	22,048 <i>26.3</i>	22,819 <i>27.2</i>	771 <i>0.8</i>		
Children's	13,427 <i>16.0</i>	12,947 <i>15.4</i>	(480) <i>(0.6)</i>		
<b>Total Will Circulation</b>	<b>35,475</b> <i>42.4</i>	<b>35,766</b> <i>42.6</i>	291 <i>0.2</i>	<b>0.8%</b>	<b>0.5%</b>
 <b>CRESTWOOD LIBRARY</b>					
Adult	3,996 <i>4.8</i>	4,278 <i>5.1</i>	282 <i>0.3</i>		
Children's	1,758 <i>2.1</i>	1,932 <i>2.3</i>	174 <i>0.2</i>		
<b>Total Crestwood Circulation</b>	<b>5,754</b> <i>6.9</i>	<b>6,210</b> <i>7.4</i>	456 <i>0.5</i>	<b>7.9%</b>	<b>7.5%</b>
 <b>E-CONTENT (ALL BRANCHES)</b>	 <b>7,319</b>	 <b>6,103</b>	 (1,216)	 <b>-16.6%</b>	
 <b>TOTAL CIRCULATION</b>					
Total Current Month	72,974 <i>87.2</i>	69,319 <i>82.5</i>	(3,655) <i>(4.7)</i>	<b>-5.0%</b>	<b>-5.3%</b>
Total Previous Months	<u>593,764</u>	<u>609,290</u>	<u>15,526</u>	<u>2.6%</u>	
<b>Total Year-to-Date</b>	<b>666,738</b>	<b>678,609</b>	11,871	<b>1.8%</b>	

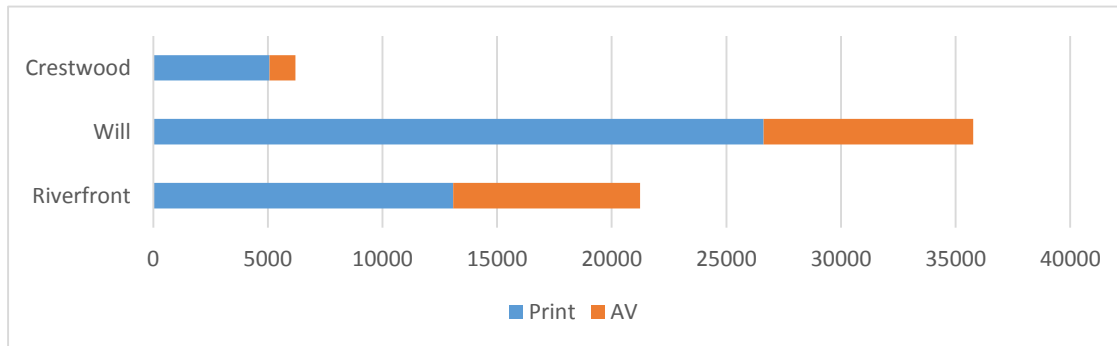
# Circulation October 2018 - October 2019

		Total Circulation	Children's	Adult	E-Content
2018	October	72,974	23,792	41,863	7,319
	November	63,080	19,888	36,868	6,324
	December	65,508	20,091	37,461	7,956
2019	January	71,637	22,092	41,836	7,709
	February	68,723	23,067	38,071	7,585
	March	65,041	21,851	36,224	6,966
	April	62,098	20,644	34,975	6,479
	May	57,630	17,421	33,685	6,524
	June	57,955	17,380	34,310	6,265
	July	77,481	26,125	43,515	7,841
	August	81,689	28,134	46,193	7,362
	September	67,036	20,720	39,631	6,685
	October	69,319	21,820	41,396	6,103



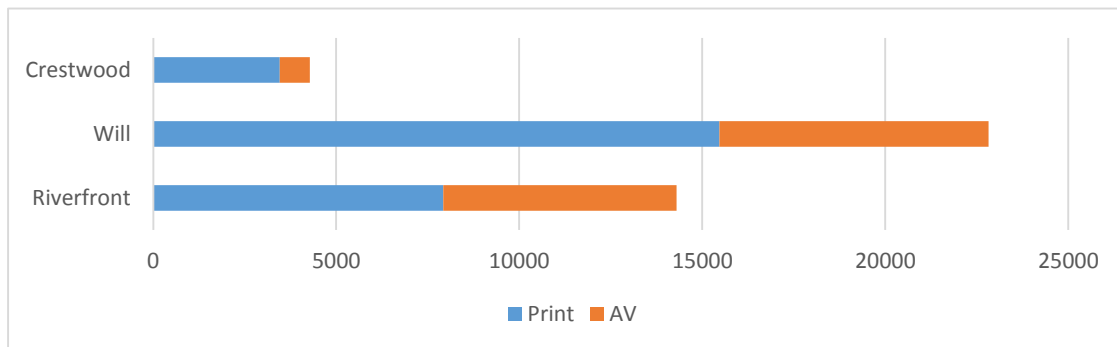
### Print vs. AV by Branch - October

	Print	AV	Total
Riverfront	13091	8149	21240
Will	26625	9141	35766
Crestwood	5072	1138	6210
Total	44788	18428	63216



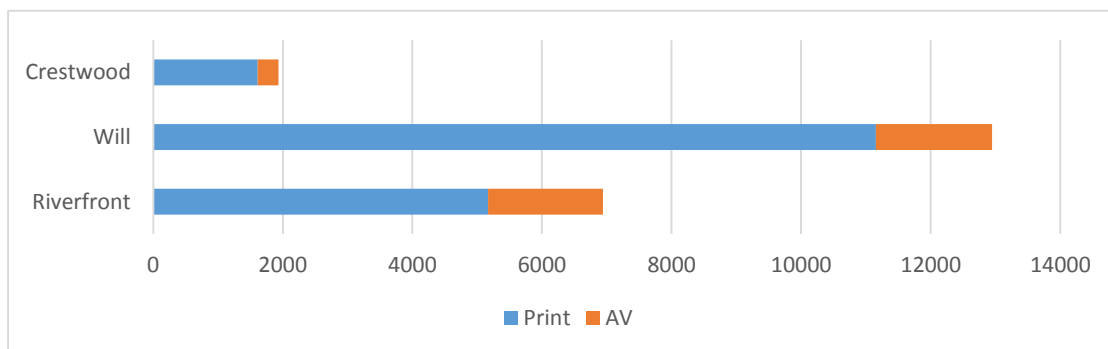
### Adult Print vs. AV by Branch - October

	Print	AV	Total
Riverfront	7922	6377	14299
Will	15472	7347	22819
Crestwood	3460	818	4278
Total	26854	14542	41396



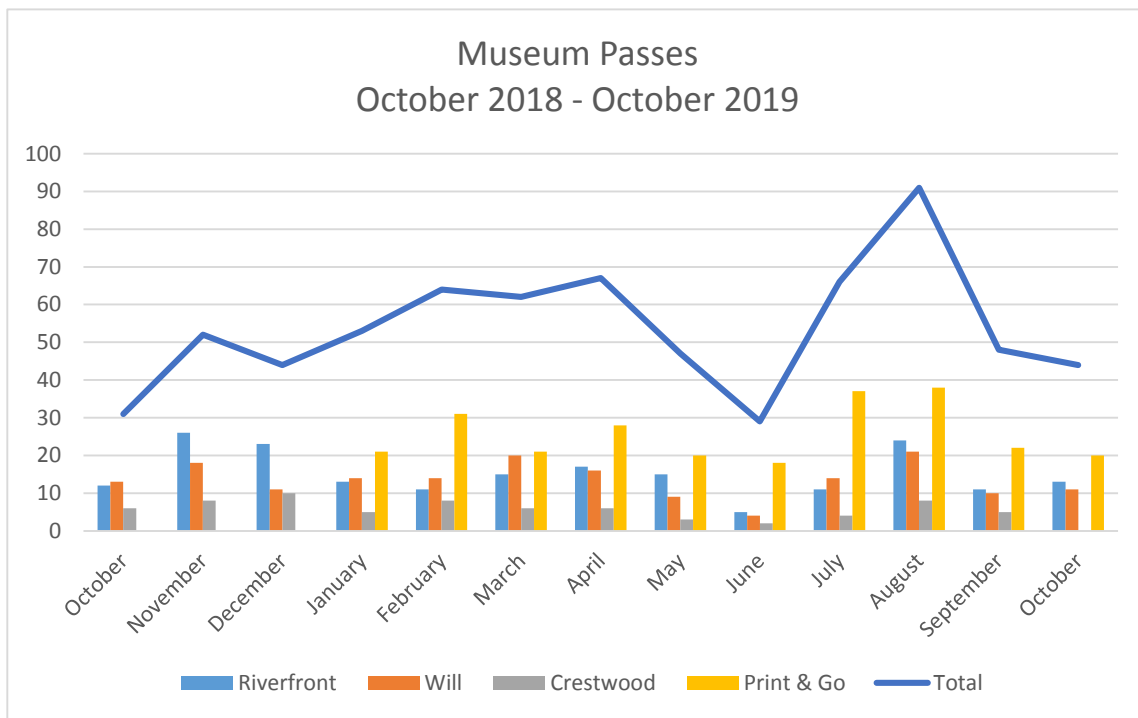
### Juvenile Print vs. AV by Branch - October

	Print	AV	Total
Riverfront	5169	1772	6941
Will	11153	1794	12947
Crestwood	1612	320	1932
Total	17934	3886	21820



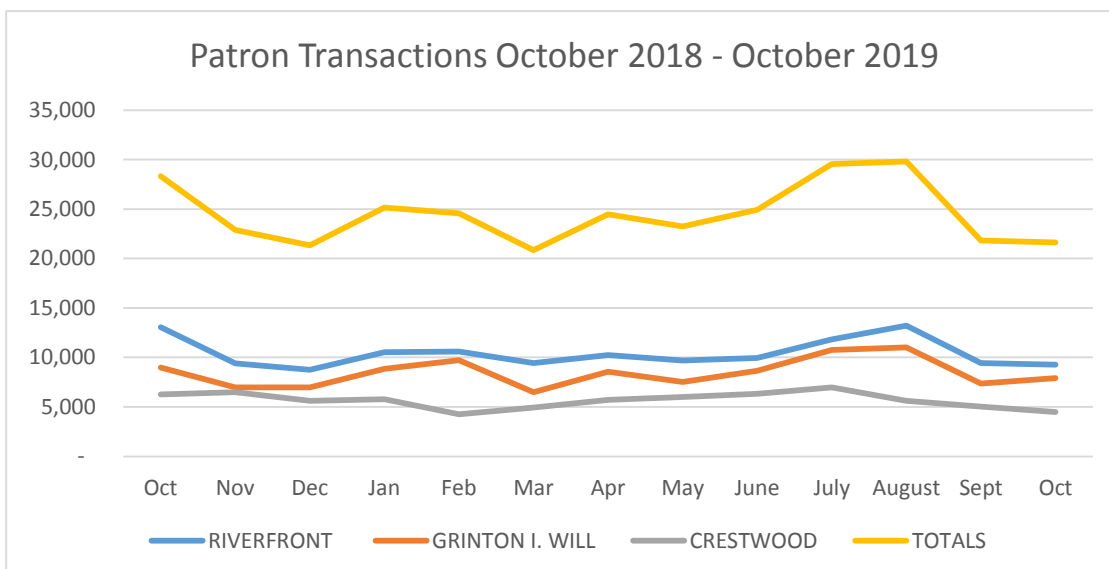
# Museum Passes

	Month	Riverfront	Will	Crestwood	Print & Go	Total
<b>2018</b>	<b>October</b>	12	13	6		31
	<b>November</b>	26	18	8		52
	<b>December</b>	23	11	10		44
<b>2019</b>	<b>January</b>	13	14	5	21	53
	<b>February</b>	11	14	8	31	64
	<b>March</b>	15	20	6	21	62
	<b>April</b>	17	16	6	28	67
	<b>May</b>	15	9	3	20	47
	<b>June</b>	5	4	2	18	29
	<b>July</b>	11	14	4	37	66
	<b>August</b>	24	21	8	38	91
	<b>September</b>	11	10	5	22	48
	<b>October</b>	13	11	0	20	44



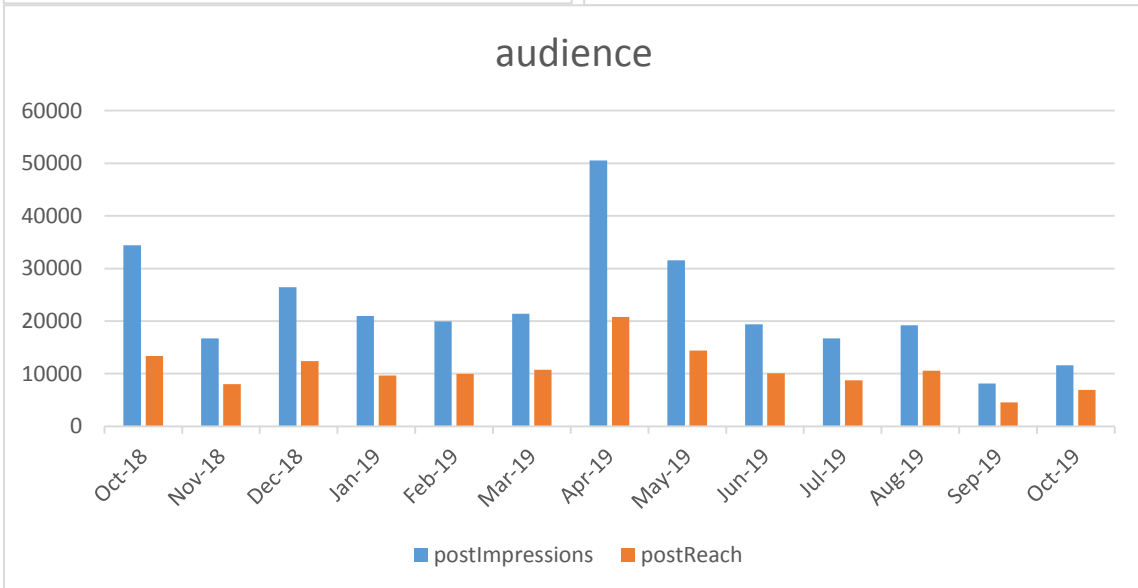
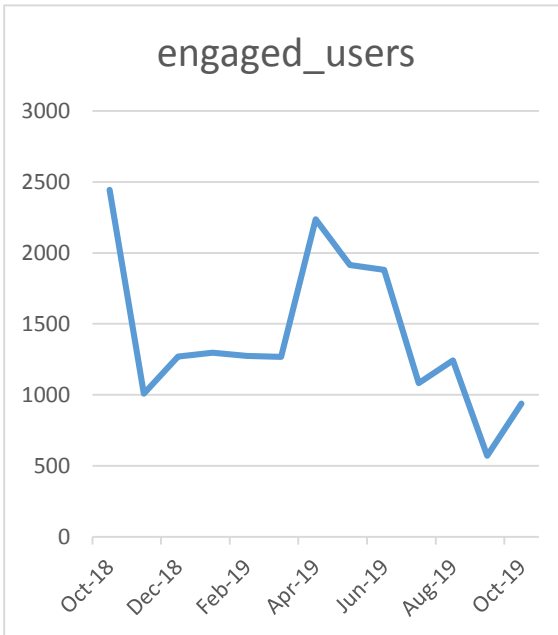
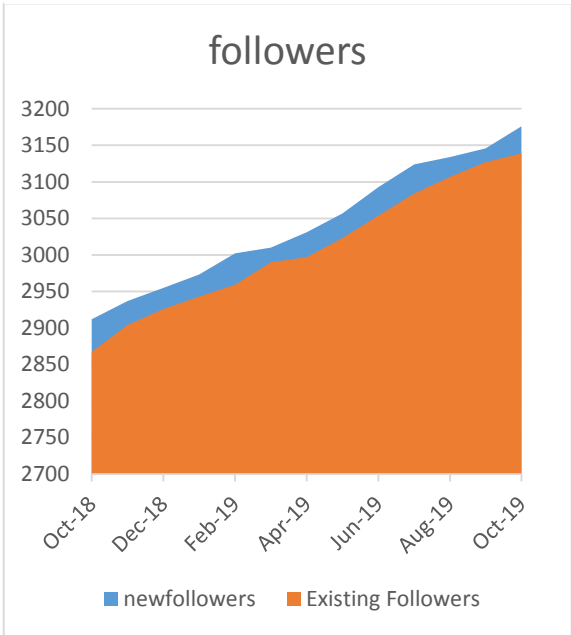
## PATRON TRANSACTIONS October 2019

	<u>Oct</u> <u>2018</u>	<u>Oct</u> <u>2019</u>	<u>Deviation</u>	<u>%</u>
<b>RIVERFRONT LIBRARY</b>				
Circulation	4,796	2,842	(1,954)	
Directional/Other	4,957	4,238	(719)	
Reference	3,302	2,177	(1,125)	
<b>Total</b>	<b>13,055</b>	<b>9,257</b>	<b>(3,798)</b>	<b>-29.1%</b>
<b>GRINTON I. WILL BRANCH</b>				
Circulation	5,033	3,914	(1,119)	
Directional/Other	1,744	2,099	355	
Reference	2,211	1,890	(321)	
<b>Total</b>	<b>8,988</b>	<b>7,903</b>	<b>(1,085)</b>	<b>-12.1%</b>
<b>CRESTWOOD BRANCH</b>				
Circulation	2,000	1,740	(260)	
Directional/Other	1,316	723	(593)	
Reference	2,949	2,005	(944)	
<b>Total</b>	<b>6,265</b>	<b>4,468</b>	<b>(1,797)</b>	<b>-28.7%</b>
<b>TOTALS</b>				
<b>Current Month</b>	<b>28,308</b>	<b>21,628</b>	<b>(6,680)</b>	<b>-23.6%</b>



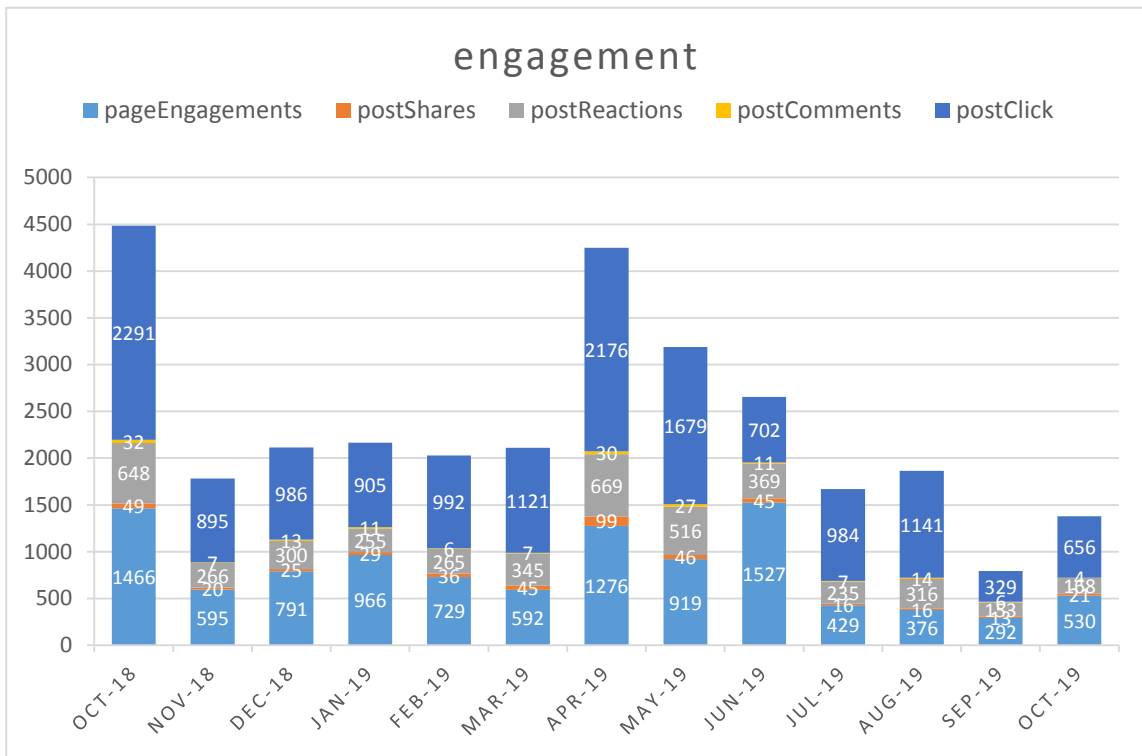
Performance for the selected 31 days compared to the previous period

<b>Posts</b> <b>16</b> ↑ 24%	<b>Post Reach</b> <b>6,904</b> ↑ 50%	<b>Post Impressions</b> <b>11.6k</b> ↑ 38%	<b>Link Clicks</b> <b>20</b> ↓ 45%
<b>Reactions</b> <b>435</b> ↑ 86%	<b>Engaged Users</b> <b>938</b> ↑ 61%	<b>Page &amp; Post Engagements</b> <b>1,379</b> ↑ 71%	<b>New Fans</b> <b>37</b> ↑ 85%






**Impressions** are the number of times a post from your page is displayed. For example, if someone sees a page update in their Facebook newsfeed and then sees that same update when a friend shares it, that counts as 2 impressions. **Reach** refers to the number of people who see your content, while impression refers to the number of times the content is displayed.



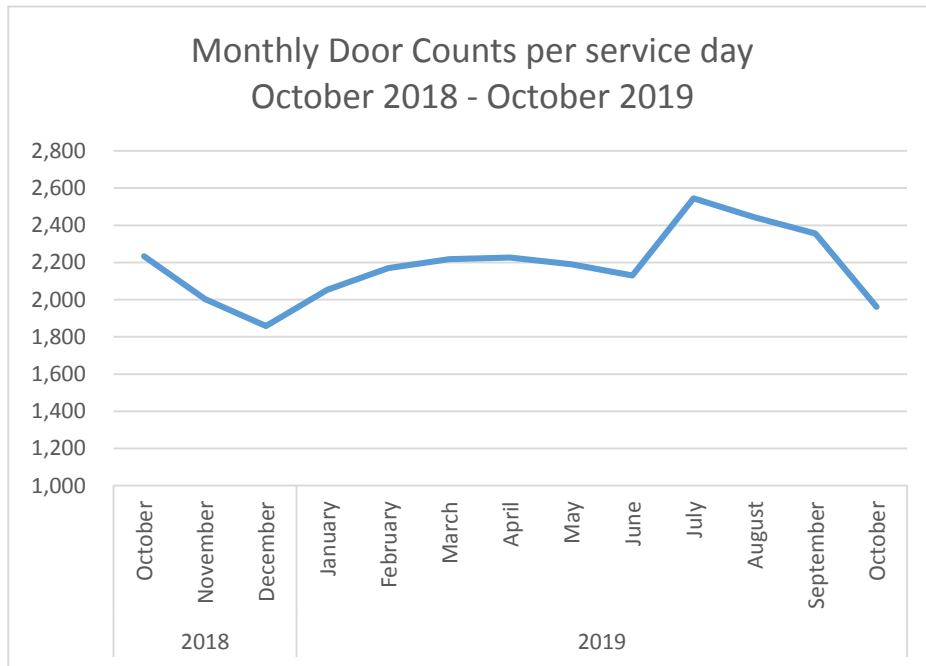


**Engagement** is any action someone takes on your Facebook Page or one of your posts. The most common examples are likes, comments, and shares, but it can also include checking in to your location or tagging you in a post

Posts and Stories	Engagements	Audience
<p>7 October 11:51 am <a href="#">VIEW POST</a></p>  <p>Abiah's week is off to a great start- she just completed the first 100 of her #1000booksbeforekindergarten! 📖❤️</p>	<p>135 post clicks</p> <p>14 reactions</p> <p>0 comments</p> <p>1 shares</p>	<p>1,351 post impressions</p> <p>990 post reach</p>
<p>22 October 08:31 pm <a href="#">VIEW POST</a></p>  <p>Thanks Mike Teator for the "Spooky Cartooning" Class! It was "spook-tacular!"</p>	<p>150 post clicks</p> <p>12 reactions</p> <p>2 comments</p> <p>3 shares</p>	<p>1,238 post impressions</p> <p>1,005 post reach</p>
<p>7 October 09:29 am <a href="#">VIEW POST</a></p>  <p>Celebrating Fall in the Maker Lab of the Riverfront library painting ceramic apples! 🍏</p>	<p>89 post clicks</p> <p>23 reactions</p> <p>0 comments</p> <p>2 shares</p>	<p>830 post impressions</p> <p>628 post reach</p>

## Monthly Door Counts Per Service Day

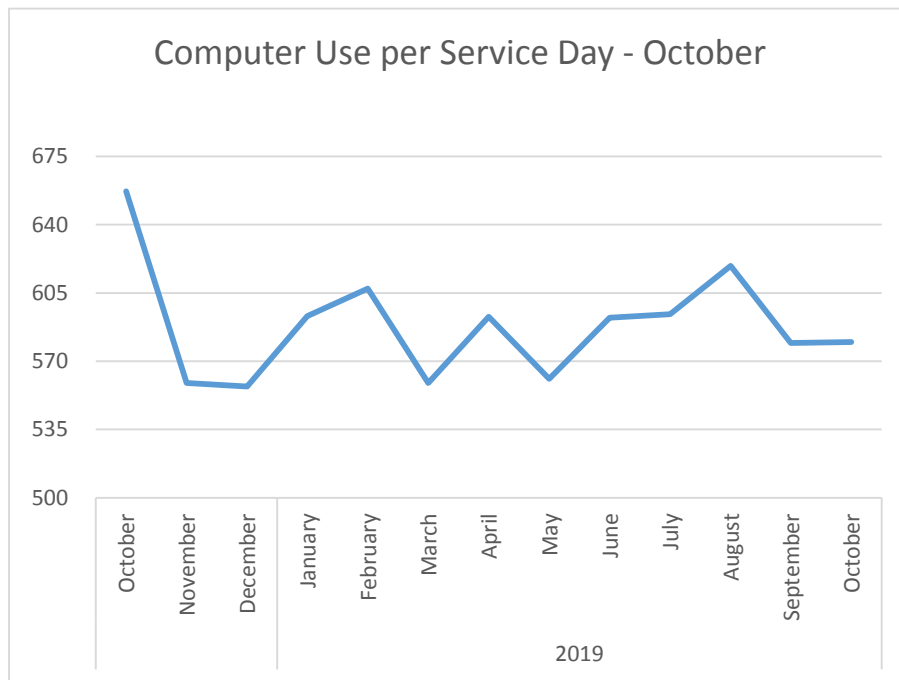
		<b>TOTAL</b>	Days Open	Per day Avg
2018	October	66,997	30	2,233
	November	54,076	27	2,003
	December	55,752	30	1,858
2019	January	59,508	29	2,052
	February	56,420	26	2,170
	March	68,748	31	2,218
	April	64,556	29	2,226
	May	65,726	30	2,191
	June	63,899	30	2,130
	July	76,333	30	2,544
	August	75,720	31	2,443
	September	65,936	28	2,355
	October	58,848	30	1,962



**Impressions** are the number of times a post from your page is displayed. For example, if someone sees a page update in their Facebook newsfeed and then sees that same update when a friend shares it, that counts as 2 impressions. **Reach** refers to the number of people who see your content, while impression refers to the number of times the content is displayed.

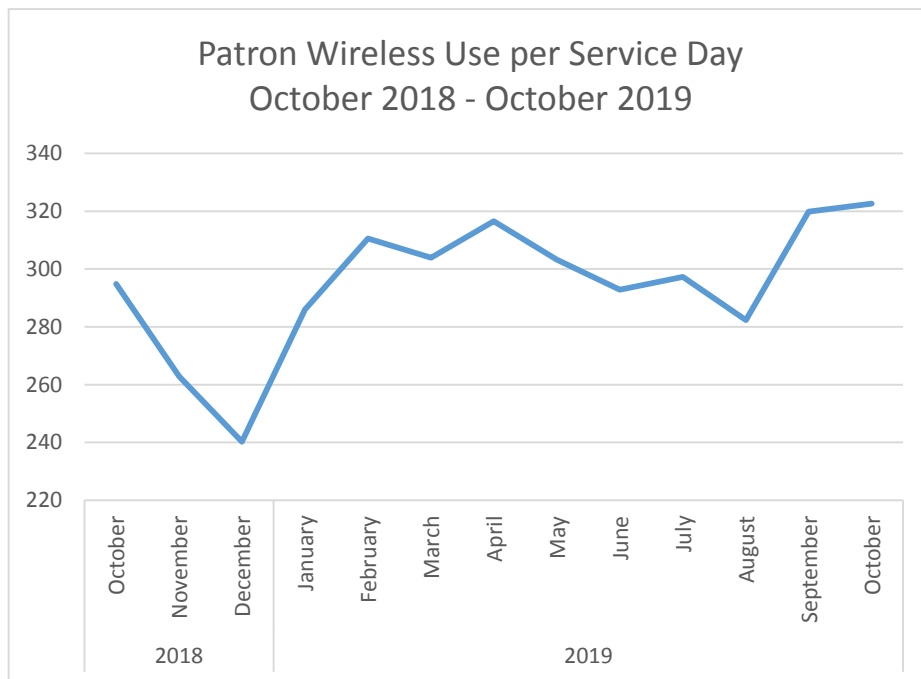
### Computer Use Per Service Day - October

		TOTAL	Days Open	Per day Avg
	October	19,710	30	657
	November	15,087	27	559
	December	16,712	30	557
2019	January	17,203	29	593
	February	15,786	26	607
	March	17,324	31	559
	April	17,191	29	593
	May	16,831	30	561
	June	17,768	30	592
	July	17,821	30	594
	August	19,187	31	619
	September	16,222	28	579
	October	17,393	30	580



## Patron Wireless Use Per Service Day - October

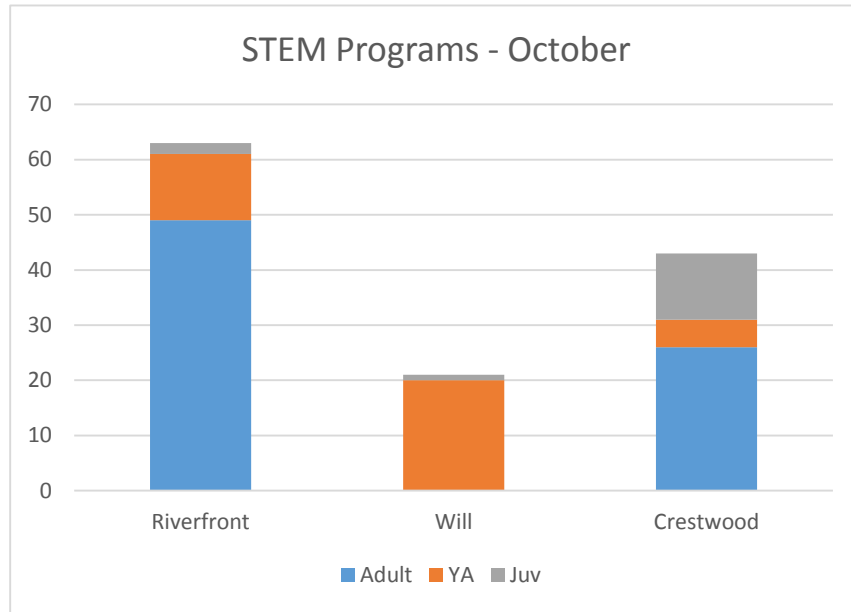
		TOTAL	Days Open	Per day Avg
2018	October	8846	30	295
	November	7098	27	263
	December	7207	30	240
2019	January	8292	29	286
	February	8074	26	311
	March	9420	31	304
	April	9179	29	317
	May	9097	30	303
	June	8786	30	293
	July	8917	30	297
	August	8751	31	282
	September	8957	28	320
	October	9680	30	323



# STEM Programs - October 2019

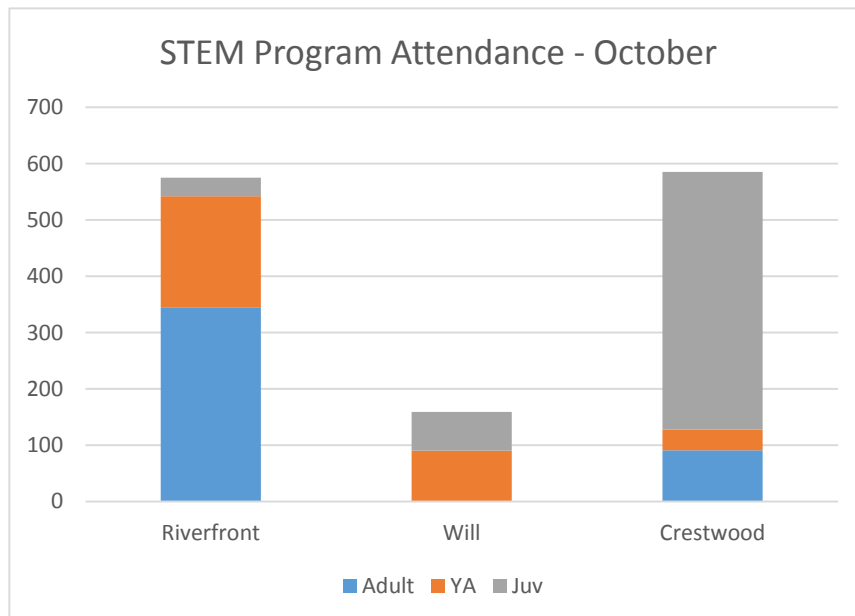
## Sessions

	Adult	YA	Juv	Total
<b>Riverfront</b>	49	12	2	<b>63</b>
<b>Will</b>	0	20	1	<b>21</b>
<b>Crestwood</b>	26	5	12	<b>43</b>
<b>Total</b>	<b>75</b>	<b>37</b>	<b>15</b>	<b>127</b>



## Attendance

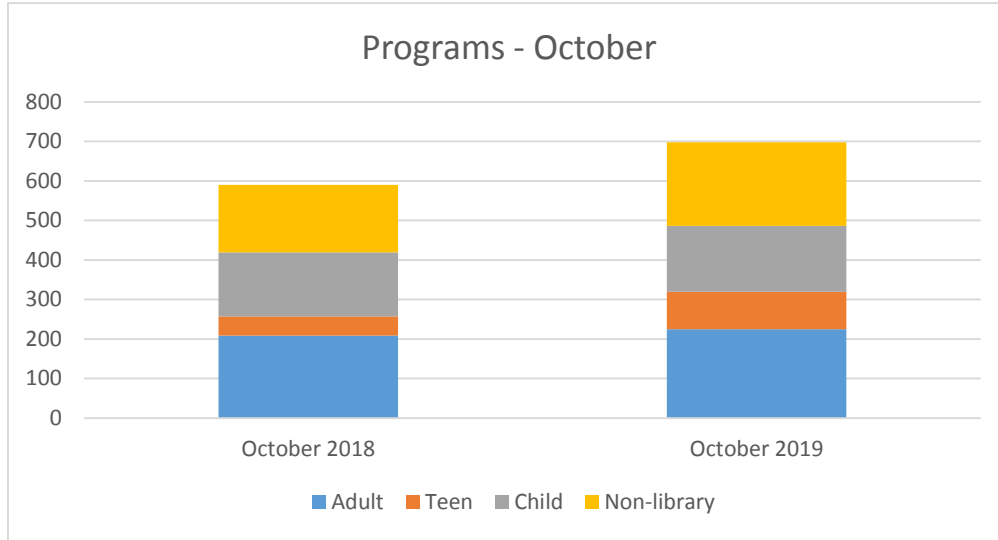
	Adult	YA	Juv	Total
<b>Riverfront</b>	345	197	33	<b>575</b>
<b>Will</b>	0	90	69	<b>159</b>
<b>Crestwood</b>	91	37	457	<b>585</b>
<b>Total</b>	<b>436</b>	<b>324</b>	<b>559</b>	<b>1319</b>



# One-Year Comparison

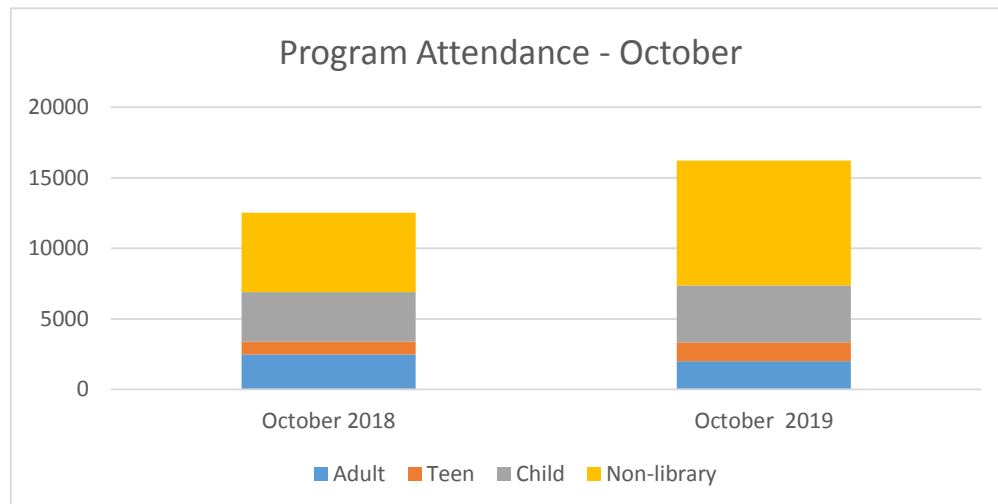
## PROGRAMS

	October 2018	October 2019
<b>Adult</b>	209	<b>225</b>
<b>Teen</b>	48	<b>95</b>
<b>Child</b>	162	<b>166</b>
<b>Non-library</b>	171	<b>212</b>
<b>Total</b>	<b>590</b>	<b>698</b>



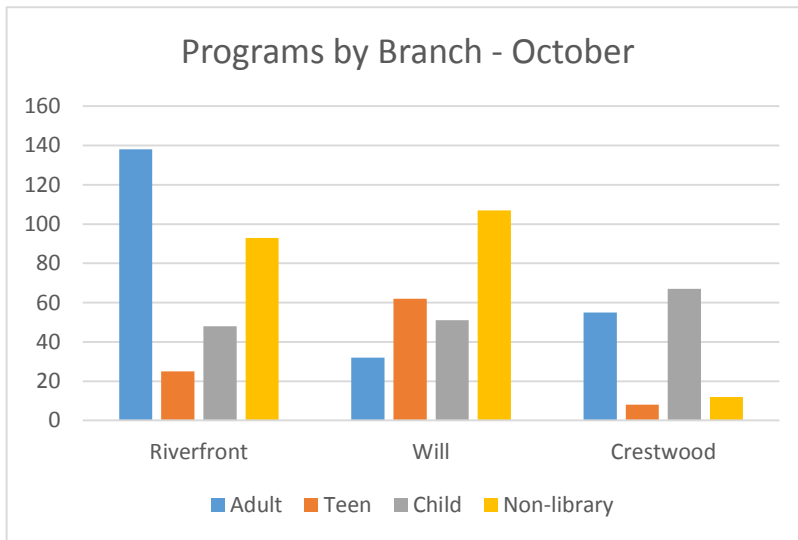
## ATTENDANCE

	October 2018	October 2019
<b>Adult</b>	2465	1988
<b>Teen</b>	926	1341
<b>Child</b>	3502	4050
<b>Non-library</b>	5629	8830
<b>Total</b>	<b>12522</b>	<b>16209</b>

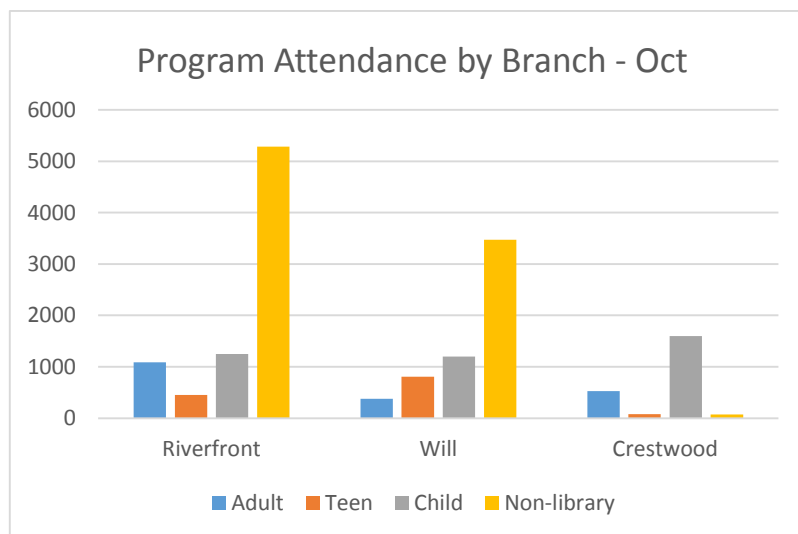


## Yonkers Public Library Programs - October 2019

Number of Programs				
	Riverfront	Will	Crestwood	Total
<b>Adult</b>	138	32	55	<b>225</b>
<b>Teen</b>	25	62	8	<b>95</b>
<b>Child</b>	48	51	67	<b>166</b>
<b>Non-library</b>	93	107	12	<b>212</b>
<b>Total</b>	<b>304</b>	<b>252</b>	<b>142</b>	<b>698</b>



Attendance				
	Riverfront	Will	Crestwood	Total
<b>Adult</b>	1085	376	527	<b>1988</b>
<b>Teen</b>	453	810	78	<b>1341</b>
<b>Child</b>	1247	1202	1601	<b>4050</b>
<b>Non-library</b>	5285	3473	72	<b>8830</b>
<b>Total</b>	<b>8070</b>	<b>5861</b>	<b>2278</b>	<b>16209</b>



**Yonkers Public Library  
Riverfront Branch  
ACTIVITIES REPORT - OCTOBER 2019**

**REGULAR LIBRARY PROGRAMS**

Sessions	Program	Age	STEM?	Class Visit?	Attendance
1	ACT Practice Exam	Y/A	YES		9
12	America reads	JUV			190
1	apuntar y hacer clic	Adult	YES		2
1	Ayuda con Tecnologia	Adult	YES		3
4	Babies and Books	JUV			97
2	Baby Signing Time	JUV			43
2	Beginner Spanish Conversation	Adult			10
3	Bilingual Storytime	JUV			66
1	Bingo Social	Adult			10
1	Books Before Bedtime	Adult			4
1	Breast Cancer Awareness : Understanding Breast Health	Adult			20
1	Cards Craze & Puzzles	Y/A	YES		9
1	Coding with Avery	JUV	YES		17
1	Dawn Bartz (YPS) Social Studies PD	Adult			15
1	DNA Genealogy	Adult	YES		25
4	Esl Conversation group	Adult			47
1	Evening book club	Adult			4
1	Excel I	Adult	YES		7
1	Excel II	Adult	YES		8
1	Fall leaf painting	Adult			6
1	Fitness Fun for Kids	JUV			60
1	Flex School class visit	JUV			9
1	Genealogy club	Adult			6
1	Google docs and drive	Adult	YES		6
1	Halloween photo booth	Adult			17
1	Halloween Story & Craft	JUV			25
1	Hispanic Heritage Celebration: Arts & Crafts	JUV			81
1	Hispanic Heritage Celebration: Play	JUV			250
1	IB Orientation Day	Y/A			85
1	Intermediate word	Adult	YES		2
1	Internet basic	Adult	YES		3
3	Internet for beginners	Adult	YES		10
1	Introduction to Internet	Adult	YES		2
1	Introduction to Photoshop	Adult	YES		11
1	Introduction to windows 7	Adult	YES		3
1	Introduction to word	Adult	YES		3
1	iPad games for seniors	Adult	YES		6
8	Job search help	Adult	YES		63
1	Kids Halloween Costume Party	JUV			78
6	Knitting/Crocheting/Coloring	Adult			95
5	Literacy Solutions- Citizenship	Adult			58
10	Literacy Solutions- ESOL & USCFI Beginner Classes	Adult			135
8	Literacy Solutions- ESOL & USCFI Multi-Level Classes	Adult			105
1	Literacy Solutions- Learning Center	Adult	YES		60
32	Literacy Solutions- Tutoring Sessions	Adult			78
1	Meeting with Dawn Bartz re: VR	Adult			2
4	Mother Goose Time	JUV			30
1	Movie: avengers End Game	Adult			16
1	Movie: Pet Cemetary	Adult			18
3	NEDP (Robin)	Adult			6
5	Neo Teen Art Club	Y/A			96
1	Otaku Anime Teen Spot	Y/A			8
1	Point & Click	Adult	YES		3
1	Point and click	Adult	YES		3
1	PowerPoint I	Adult	YES		4
1	Preschool Halloween Party	JUV			72



5	Preschool Playdate	JUV			60
5	Puppy Love Time	JUV			80
1	Quick books	Adult	YES		7
1	Read Away Your Fines	Adult			15
1	Ref USA training	Adult			11
1	Salad Club	Adult			12
1	Salsa Dance Class	Adult			24
1	Science Dad	JUV	YES		16
1	Sew Amazing	Y/A			10
1	Sewing Club	Adult			3
12	TASC tutoring	Adult	YES		68
2	Tech Drop In	Adult	YES		12
2	Technology for seniors	Adult	YES		17
1	Teen Escape from the Werewolf	Y/A	YES		12
5	Teen Gaming/VR	Y/A	YES		109
1	Teen Halloween Party	Y/A			24
2	Teen Learning Center (TLC)	Y/A			21
1	Teen Movie	Y/A			6
1	Teen Movie: Hocus Pocus	Y/A			6
4	Toddler Time	JUV			73
1	Tutoring	Adult			5
4	Tween Tech Time	Y/A	YES		58
1	Word boot camp I	Adult	YES		6
1	Word boot camp II	Adult	YES		7
1	Word boot Camp III	Adult	YES		0
1	Word boot camp practice	Adult	YES		4
2	Zumba	Adult			18

<b>STEM</b>		<b>Class Visits</b>	
Sessions	Attendance	Sessions	Attendance
63	575	0	0

	<u>Sessions</u>	<u>Attendance</u>
Adult	138	1085
Y/A	25	453
JUV	48	1247

**Total Regular Library Programming**                      211                      2785

## NON-LIBRARY PROGRAMMING

Sessions	Program	Attendance	Fee
1	100 Hispanic Women - Children's Book Festival	60	
1	6th Borough Film Collective - Monthly Meeting	8	
1	Alpha Kapa Alpha - Financial Literacy Workshop	46	
1	Andrus Community Services - Immigration Forum	58	
9	Board of Elections - Early Voting	450	
2	Chi Eta Phi - Meeting	26	
1	Chuck Lesnick -Meeting	6	
1	City of Yonkers - Department of Planning - Developer meeting /NYSERDA	60	
1	Clean and healthy NY - Seminar on Green Procurement	16	
1	Community Voices Heard - Meeting	6	
1	Concierge Healthcare Consulting - Eldercare Options	16	
5	Consulado General De Mexico e Nueva York	350	
1	Dorenex- Leadership Academy	23	
1	Dornex - Orientation	8	
1	Families United for Solutions	63	
1	Family Restoration Project - Helping the Children of Westchester Build Confidence	126	
2	Family Service Society of Yonkers - (Yes) Program	19	
2	Family Service Society of Yonkers - Kinship Support	60	
1	Family Service Society of Yonkers - Relative Caregivers Program	18	
1	Family Service Society of Yonkers - Tenant Council Meeting	36	
1	Feeding Westchester - Survey for Montefiore Hospital	11	
1	Fidelis Care - Board Room Meeting	9	
1	Forward Together	12	
1	K Fortuna Realty Inc. - Educating Buyers on the purchase Process	9	\$25
1	Karen Barnes - Meeting	6	
1	La Haute Spa - Public Health Forum on Marijuana Policy in NY	36	
1	LGBTQ Advisory Board - Meeting	12	
4	MTA Explorer Program - Weekly Meeting	60	
2	MY Sister's Place - Immigration Consultation	50	
1	National Council of Negro Women - Monthly membership Meeting	11	
1	NYCD 16 Indivisible - Monthly Meeting	40	
1	NYS Senate - Round table Discussion	150	
1	NYS United Teachers - Teaching Summit	10	
1	Omicron Chi Chi	13	
1	Pollinator Pathway - Yonkers Gardens Ceremony	26	
1	Ruff Ryders 2 The Rescue	16	
2	SCORE	58	
4	Sister to Sister International - STEAM Study Sessions	60	
1	Sustainability and Livelihood Research Organization	68	
1	The Revealing of the Tribes of Israel	16	
1	US Census Bureau - Job Fair Kick Off	35	
1	US Small Business Administration - Emerging Leaders 2019	33	
1	Westchester Coalition for Police Reform	120	
1	Westchester NAACP Coalition	8	
1	WestCop - Sharing Information with Directors	27	
1	WORTH- Trauma Healing Circle for Women of Color	16	
1	YMCA	9	
1	YoFi Fest : The Yonkers Film Festival - ORIENTATION	16	
1	Yonkers Basics - Facilitator Training	6	
1	Yonkers Coalition For Youth	6	
1	Yonkers Democratic Party - Meet the Candidates	52	
4	Yonkers Fire Department - Board Room- Meeting	30	
1	Yonkers Islamic Center - Committee Meeting	9	
1	Yonkers Marathon - Bag Check and registration	1500	
1	Yonkers Police Department - Commissioner's Ceremony	300	
1	YPIE - Schools Info Session	86	
1	YPS Girl's Town Hall Meeting	125	
1	YPS- Hispanic Heritage Celebration	300	
7	YPS Transportation - Bus Monitor Refresher	346	

1	YPS YFT Round Table Summit	101	
1	YSEPTA - Special Ed PTA Meeting	32	

	<u>Sessions</u>	<u>Att.</u>
<b>Total Non-Library Programming</b>	93	5285
<b>GRAND TOTAL PROGRAMMING</b>	<b>304</b>	<b>8070</b>

**Yonkers Public Library  
GRINTON I. WILL BRANCH  
ACTIVITIES REPORT - OCTOBER 2019**

**REGULAR LIBRARY PROGRAMS**

Sessions	Program	Age	STEM?	Class Visit?	Attendance
5	Knitting/Crocheting Club	Adult			50
5	Bridge Club	Adult			56
2	Friends of YPL Programs	Adult			150
3	String Meet Up	Adult			13
10	Senior Benefit Information Center	Adult			21
1	WEBS Career Counseling	Adult			3
1	JIC Orientation	Adult			7
1	Careers in Healthcare	Adult			7
1	Zumba	Adult			11
1	Movie of the Month	Adult			28
1	Book Club	Adult			25
1	Demystifying Medicare	Adult			5
1	Teen Advisory Group	Y/A			7
20	Teen Lounge	Y/A			152
20	Electronic Games	Y/A	YES		90
20	YA Groups ex AHRC, Another Step, Day Break	Y/A			553
1	YA Book Club	Y/A			8
1	Farm Story & Craft	JUV			20
3	Chess	JUV			33
1	Hispanic Craft	JUV			38
1	Read with Ruby	JUV			8
1	Bilingual Story	JUV			14
1	Hispanic Celebration	JUV			86
9	Mother Goose Time	JUV			274
8	Nursery Rhyme Time	JUV			388
4	Baby Time	JUV			117
1	Ghosts & Goblins	JUV			46
1	Lego Club	JUV	YES		69
1	Scary Cartooning	JUV			24
1	Mets Craft	JUV			11
18	Homework Helper	JUV			74

	Sessions	Attendance
Adult	32	376
Y/A	62	810
JUV	51	1202
STEM	21	159
Class Visits	0	0
<b>Total Regular Library Programming</b>	<b>145</b>	<b>2,388</b>

## NON-LIBRARY PROGRAMMING

Sessions	Program	Attendance	Fee
1	City of Yonkers Mobile Tax	70	
6	Westchester Board of Elections-Early Voting	1,450	
5	Al-Anon	48	
5	Meditation Seminars with Indra	17	
1	CSEA	40	
1	Writers' Workshop	11	
2	Toastmaster's	30	
1	Yonkers Historical Society	15	
2	Parliamo Italiano	24	
1	LaLeche League of Yonkers	6	
1	Zafar Zaidi Cultural Society	175	250
2	Sing Memorable Songs	30	
1	Yonkers Philharmonic Society	15	
1	Yonkers on the Move	20	
2	AARP	60	
1	Westchester Association Hearing Loss	30	
1	Park Avenue Investors	10	
1	Community Housing Innovations	38	
1	National Council of Negro Women	15	
1	2035 Central Park Ave.	30	
1	National Association of Hispanic Nurses	6	
1	Gramatan Hill Association	24	
1	City of Yonkers Office of Emergency Services	10	
10	Board of Ed	30	
1	Coffee & Conversation w/ Legislator Christopher Johnson	15	
7	UFT Retired Teacher	125	
1	Housing Action Center	10	
1	Driver's Safety	30	50
1	Prime Locations	24	50
1	Westchester County Dept of Public Works	45	
1	Empire Safety Driving Program	30	50
22	Little Learners-Yonkers Parks Dept	550	
22	Senior Center-Parks Dept	440	

<b>Total Non-Library Programming</b>	<u>Sessions</u> 107	<u>Att.</u> 3,473
<b>GRAND TOTAL PROGRAMMING</b>	<b>252</b>	<b>5,861</b>

## Yonkers Public Library Crestwood Branch -October 2019

### REGULAR LIBRARY PROGRAMS

Sessions	Program	Age	STEM?	Class Visit?	Attendance
4	PC Cruzin'	Adult	Yes		34
1	Tech Drop-In: Kanopy	Adult	Yes		6
1	Tech Drop-In: Hiking and Fitness	Adult	Yes		6
1	Tech Drop-In: Everything E-Books	Adult	Yes		9
17	Help Desks	Adult	Yes		21
1	Tech Drop-In: Novelist	Adult	Yes		10
1	Tech Drop-In RB Digital	Adult	Yes		5
1	Tech Drop-In Kanopy for Kids	Juv	Yes		40
3	Minecraft Mania	Juv	Yes		26
2	Crestwood Literary Lego Challenge	Juv	Yes		31
1	Sing with Sumie Karaoke!	Juv	Yes		12
2	Young Science Explorers	Juv	Yes		83
1	Trick or Treating At Crestwood	Juv	Yes		253
1	Tech Drop-In: Kahoot & Online Games	Juv	Yes		8
1	Tech Drop-In: 3-D Printing	Juv	Yes		4
5	Teen Tuesday	Y/A	Yes		37
4	News & Brews	Adult			92
2	Sing Memorable Songs: Crestwood Crooners	Adult			8
5	Color at Crestwood	Adult			66
1	Get Organized!	Adult			9
1	Crestwood Reiki Experience	Adult			9
1	Divine Sleep Yoga Nidra	Adult			14
1	Mediumship Message Circle	Adult			16
1	Hand and Foot Melt Workshop with Lois Heitner	Adult			13
5	Yoga for Yogis	Adult			82
1	Mindful Mondays	Adult			12
4	YOM Walks	Adult			67
1	YOM Recognition Ceremony	Adult			32
1	Crestwood Book Club	Adult			11
1	Adult Reader's Theater	Adult			5
5	Wordplay	Juv			39
1	Fire Prevention	Juv			69
4	Crestwood Cinema	Juv			43
8	Music & Merriment	Juv			423
4	Saturday Chess @Crestwood	Juv			40
1	Halloween Fun with Wickity Stitch	Juv			69
1	Saturday Storytime	Juv			17
1	Paws for Reading	Juv			35
1	Friday Fiesta Hispanic Heritage Celebrations	Juv			53
1	Art for Homeschoolers - Meet the Masters: Matisse	Juv			35
5	1000 Book Thursdays	Juv			76
1	Italian Festival	Juv			50
18	Homework Helper	Juv			116
4	Storycraft	Juv			79
1	TeenTober	Y/A			5
1	YA Book Buzz	Y/A			24
1	Volunteens	Y/A			12

STEM		Class Visits	
Sessions	Attendance	Sessions	Attendance
43	585		

	Sessions	Attendance
Adult	55	527
Y/A	8	78
JUV	67	1601
<b>Total Regular Library Programming</b>	<b>130</b>	<b>2206</b>

**NON-LIBRARY PROGRAMMING**

Sessions	Program	Attendance	Fee
4	Drop-In MahhJong	16	N/A
1	Friends of Crestwood Library Board Meeting	10	N/A
1	PTA Book Fair Library Table and Booktalking	12	N/A
2	Rising Ground Visits	14	N/A
4	Adults with Disabilities	20	N/A

	<u>Sessions</u>	<u>Att.</u>
<b>Total Non-Library Programming</b>	12	72
<b>GRAND TOTAL PROGRAMMING</b>	<b>142</b>	<b>2278</b>

# BOOK STOCK

For the Month of OCTOBER 2019

<b>RIVERFRONT LIBRARY</b>	<b>2019</b>	<b>2018</b>
Number of volumes at end of previous month	<b>151,622</b>	
Number of volumes added this month	<b>1,144</b>	
<b>TOTAL</b>	<b>152,766</b>	
Number of volumes lost/withdrawn this month	<b>1,105</b>	
<b>TOTAL VOLUMES RIVERFRONT LIBRARY</b>	<b>151,661</b>	<b>151,772</b>

<b>GRINTON I. WILL BRANCH</b>		
Number of volumes at end of previous month	<b>146,019</b>	
Number of volumes added this month	<b>751</b>	
<b>TOTAL</b>	<b>146,770</b>	
Number of volumes lost/withdrawn this month	<b>111</b>	
<b>TOTAL VOLUMES GRINTON I. WILL BRANCH</b>	<b>146,659</b>	<b>131,107</b>

<b>CRESTWOOD BRANCH</b>		
Number of volumes at end of previous month	<b>26,487</b>	
Number of volumes added this month	<b>204</b>	
<b>TOTAL</b>	<b>26,691</b>	
Number of volumes lost/withdrawn this month	<b>60</b>	
<b>TOTAL CRESTWOOD BRANCH</b>	<b>26,631</b>	<b>24,091</b>

<b>TOTAL VOLUMES IN YONKERS PUBLIC LIBRARY</b>	<b>324,951</b>	<b>306,970</b>
--	----------------	----------------





# **Member Library Statistics 2018**

**Re-Issued: 11/15/2019**



570 Taxter Road, Suite 400  
Elmsford, NY 10523  
914 674-3600  
[www.westchesterlibraries.org](http://www.westchesterlibraries.org)

## LIBRARIES

Ardsley .....	693-6636	North Salem .....	669-5161
Bedford Hills.....	666-6472	Ossining .....	941-2416
Bedford Village.....	234-3570	Peekskill .....	737-1212
Briarcliff Manor .....	941-7072	Pelham .....	738-1234
Bronxville .....	337-7680	Port Chester-Rye Brook .....	939-6710
Chappaqua .....	238-4779	Pound Ridge.....	764-5085
Croton .....	271-6612	Purchase .....	948-0550
Dobbs Ferry .....	693-6614	Rye.....	967-0480
Eastchester .....	793-5055	Scarsdale .....	722-1300
Greenburgh.....	721-8200	Somers.....	232-5717
Harrison .....	835-0324	Tarrytown .....	631-7734
Hastings .....	478-3307	Tuckahoe .....	961-2121
Irvington .....	591-7840	White Plains .....	422-1400
Katonah.....	232-3508	Yonkers .....	337-1500
Larchmont.....	834-2281	Yorktown .....	245-5262
Lewisboro.....	763-3857		
Mamaroneck .....	698-1250		
Montrose .....	739-5654		
Mount Kisco .....	666-8041		
Mount Pleasant .....	769-0548		
Mount Vernon .....	668-1840		
(Central Library)			
New Rochelle .....	632-7878		
North Castle (Armonk) .....	273-3887		

## TABLE OF CONTENTS

EXPLANATORY NOTES.....	iii
POPULATION SERVED.....	1
CIRCULATION OF MATERIALS.....	2
CIRCULATION (this year compared to last year).....	3
CIRCULATION (this year compared to 3 years ago).....	4
CIRCULATION (this year compared to 5 years ago).....	5
CIRCULATIONS PER EACH HOUR OPEN.....	6
BOOK CIRCULATION.....	7
BOOK CIRCULATION PER VOLUME.....	8
ADULT BOOK CIRCULATION.....	9
ADULT BOOK CIRCULATION PER VOLUME.....	10
CHILDREN'S BOOK CIRCULATION.....	11
CHILDREN'S BOOK CIRCULATION PER VOLUME.....	12
NON-BOOK MATERIAL CIRCULATION.....	13
ELECTRONIC MATERIAL CIRCULATION.....	14
PERCENTAGE OF CIRCULATION WHICH IS NON-BOOK.....	15
USE OF DATABASE INFORMATION.....	16
MATERIALS PROVIDED ON INTERLIBRARY LOAN.....	17
MATERIALS RECEIVED ON INTERLIBRARY LOAN.....	18
REFERENCE TRANSACTIONS.....	19
LIBRARY MATERIALS.....	20
BOOK STOCK.....	21
ADDITIONS TO BOOK STOCK.....	22
ADDITIONS AS A PERCENTAGE OF INCREASE TO BOOK STOCK.....	23
PERCENTAGE OF BOOK STOCK WITHDRAWN.....	24
ADULT BOOKS.....	25
CHILDREN'S BOOKS.....	26
PERCENTAGE OF BOOK STOCK WHICH IS CHILDREN'S.....	27
NON-BOOK PRINT MATERIALS.....	28
PHYSICAL ELECTRONIC MATERIALS.....	29
ELECTRONIC MATERIALS.....	30
ELECTRONIC DATABASES.....	31
PERCENTAGE OF LIBRARY MATERIALS WHICH IS NON-BOOK.....	32
MINIMUM WEEKLY TOTAL HOURS OPEN: MAIN LIBRARY.....	33
ANNUAL TOTAL HOURS OPEN: ALL OUTLETS.....	34
OPERATING RECEIPTS.....	35

LOCAL PUBLIC SUPPORT.....	36
LOCAL PUBLIC SUPPORT (this year compared to last year).....	37
LOCAL PUBLIC SUPPORT (this year compared to 3 years ago).....	38
LOCAL PUBLIC SUPPORT (this year compared to 5 years ago).....	39
OPERATING EXPENSE.....	40
DEBT SERVICE .....	41
OPERATING EXPENSE PER EACH CIRCULATION TRANSACTION .....	42
OPERATING EXPENSE PER EACH HOUR OPEN .....	43
LIBRARY MATERIALS EXPENSE .....	44
LIBRARY MATERIALS EXPENSE AS A PERCENTAGE OF TOTAL OPERATING EXPENSE .....	45
PERSONNEL EXPENSE.....	46
PERSONNEL EXPENSE AS A PERCENTAGE OF TOTAL OPERATING EXPENSE .....	47
NUMBER OF PAID STAFF-FTE.....	48
NUMBER OF LIBRARY SPONSORED PROGRAMS.....	49
ATTENDANCE OF LIBRARY SPONSORED PROGRAMS .....	50
LIBRARY SPONSORED PROGRAMS – ADULT .....	51
LIBRARY SPONSORED PROGRAMS – YOUNG ADULT .....	52
LIBRARY SPONSORED PROGRAMS – CHILDREN.....	53
LIBRARY SPONSORED PROGRAMS – ONE-ON-ONE SESSIONS.....	54
PUBLIC USE INTERNET TERMINALS: ALL OUTLETS.....	55
PUBLIC USE INTERNET TERMINAL SESSIONS.....	56
WIRELESS SESSIONS.....	57
LIBRARY CARD HOLDERS .....	58
LIBRARY VISITS.....	59
SQUARE FOOTAGE: ALL OUTLETS .....	60

## EXPLANATORY NOTES

WLS Member Library Statistics 2018 are based on the *Annual Reports for Public & Association Libraries - 2018* submitted to New York State. Financial figures on the *Annual Report* are on a cash basis for the operating fund.

Libraries reporting for fiscal years beginning in either June or July are marked with an asterisk (\*). All unmarked libraries report on the calendar year.

Westchester averages are determined by dividing the total for that category by the number of libraries (i.e. 38). Total-based averages are determined by dividing the totals themselves. Rankings are based on numbers which have not yet been rounded to 1 or 2 decimal places.

Please note that unusual variations in the statistics may be a result of construction projects, temporary closings, or other conditions. Please refer to the *Note of Unusual Circumstances*.

Listed below are the categories from the *Annual Report* that were used for these statistics. If the category name differs on these statistics from the *Annual Report*, the *Annual Report* name is shown in brackets:

Population Served [Population Chartered to Serve per 2010 Census]	Question 1.24
Circulation of Materials	Question 4.15
Book Circulation [Total Cataloged Book Circulation]	Question 4.7
Adult Book Circulation [Cataloged Book Circulation-Total Adult Books]	Question 4.3
Children's Book Circulation [Cataloged Book Circulation-Total Children's Books]	Question 4.6
Non-Book Material Circulation [Total Circulation of Other Materials]	Question 4.10
Electronic Material Circulation [Use of Electronic Material]	Question 4.12
Use of Database Information [Successful Retrieval of Electronic Information]	Question 4.13
Materials Provided on Interlibrary Loan [Total Materials Provided/Loaned]	Question 4.21
Materials Received on Interlibrary Loan [Total Materials Received/Borrowed]	Question 4.20
Total Reference Transactions	Question 4.18
Library Materials [Grand Total Holdings]	Question 2.25
Book Stock [Cataloged Books-Total Cataloged Books]	Question 2.7
Additions to Book Stock [Additions to Holdings-Cataloged Books]	Question 2.27
Adult Books [Cataloged Books-Total Adult Books]	Question 2.3
Children's Books [Cataloged Books-Total Children's Books]	Question 2.6
Non-Book Print Materials [Total Other Print Materials]	Question 2.11
Electronic Materials [Total Electronic Materials minus Total Electronic Collections]	Question 2.20
Physical Electronic Materials [Total Other Materials Holdings]	Question 2.24
Electronic Databases [Total Electronic Collections]	Question 2.16
Minimum Weekly Total Hours Open: Main Library	Question 8.6
Annual Total Hours Open: All Outlets [Annual Hours Open – Total Hours Open]	Question 8.13
Operating Receipts [Total Operating Fund Receipts]	Question 11.20
Local Public Support [Total Local Public Funds]	Question 11.2
Operating Expense [Total Operating Fund Disbursements]	Question 12.33
Debt Service [Total Debt Service]	Question 12.32
Library Materials Expense [Total Collection Expenditures]	Question 12.9
Personnel Expense [Total Staff Expenditures]	Question 12.5
Number of Paid Staff - FTE [Total Paid Staff]	Question 6.12
Number of Library Sponsored Program Sessions	Question 3.20
Attendance of Library Sponsored Program Sessions [Total Program Attendance]	Question 3.27
Library Sponsored Program Sessions – Adult	Question 3.16
Library Sponsored Program Sessions – Young Adult	Question 3.17
Library Sponsored Program Sessions – Children's	Question 3.18
Library Sponsored Program Sessions – One-on-One	Question 3.21
Public Use Internet Terminals: All Outlets [Total # of Internet terminals used by the general public]	Question 9.26
Public Use Internet Terminal Sessions [# of uses (sessions) of public Internet computers per year]	Question 9.27
Wireless Sessions [Number of wireless sessions provided by the library service per year]	Question 9.33
Total Library Card Holders [Registered Resident Borrowers plus Registered Non-Resident Borrowers]	Question 3.2+3.3
Total Library Visits [Library Visits-Total Annual Attendance]	Question 3.1
Square Footage: All Outlets [Square Footage of the Outlet]	Question 9.25

EXPLANATORY NOTES (continued)

Per capita, percentage rankings and other formulas were derived from the basic data as follows:

Chart	Derivation
TOTAL CIRCULATION this year compared to last year	$(\text{Grand Total Circulation Transactions this year} - \text{Grand Total Circulation Transactions last year}) \div \text{Grand Total Circulation Transactions last year}$
TOTAL CIRCULATION this year compared to 3 years ago	$(\text{Grand Total Circulation Transactions this year} - \text{Grand Total Circulation Transactions 2014}) \div \text{Grand Total Circulation Transactions 2015}$
TOTAL CIRCULATION this year compared to 5 years ago	$(\text{Grand Total Circulation Transactions this year} - \text{Grand Total Circulation Transactions 2012}) \div \text{Grand Total Circulation Transactions 2013}$
# CIRCULATIONS PER EACH HOUR OPEN	$\text{Grand Total Circulation Transactions} \div \text{Annual Total Hours Open: All Outlets}$
TOTAL BOOK CIRCULATIONS PER VOLUME	$\text{Total Book Circulation} \div \text{Total Book Stock}$
TOTAL ADULT BOOK CIRCULATIONS PER VOLUME	$\text{Total Adult Book Circulation} \div \text{Total Adult Books}$
TOTAL CHILDREN'S BOOK CIRCULATIONS PER VOLUME	$\text{Total Children's Book Circulation} \div \text{Total Children's Books}$
% CIRCULATION WHICH IS NON-BOOK MATERIALS	$(\text{Total Circulation of Other Materials} + \text{Use of Electronic Material}) \div \text{Grand Total Circulation Transactions}$
ADDITIONS AS % OF INCREASE TO BOOK STOCK	$\text{Additions} \div \text{Last Year's Book Stock}$
% BOOK STOCK WITHDRAWN	$(\text{Additions to Book Stock minus (New Book Stock - Last Year's Book Stock)}) \div \text{Last Year's Book Stock}$
% BOOK STOCK WHICH IS CHILDREN'S	$\text{Total Children's Book Stock} \div \text{Total Book Stock}$
% LIBRARY MATERIALS WHICH IS NON-BOOK MATERIALS	$(\text{Total Other Print Materials} + \text{Total Electronic Materials} - \text{Total Electronic Collections} + \text{Total Other Material Holdings}) \div \text{Total Library Materials}$
TOTAL LOCAL PUBLIC SUPPORT (this year compared to last year)	$(\text{Local Public Funds current year} - \text{Local Public Funds last year}) \div \text{Local Public Funds last year}$
TOTAL LOCAL PUBLIC SUPPORT (this year compared to 3 years ago)	$(\text{Local Public Funds current year} - \text{Local Public Funds 2014}) \div \text{Local Public Funds 2015}$
TOTAL LOCAL PUBLIC SUPPORT (this year compared to 5 years ago)	$(\text{Local Public Funds current year} - \text{Local Public Funds 2012}) \div \text{Local Public Funds 2013}$
OPERATING EXPENSE PER EACH CIRCULATION TRANSACTION	$\text{Total Operating Fund Disbursements} \div \text{Grand Total Circulation Transactions}$
OPERATING EXPENSE PER EACH HOUR OPEN	$\text{Total Operating Fund Disbursements} \div \text{Annual Total Hours Open: All Outlets}$
LIBRARY MATERIALS EXPENSE AS A % OF TOTAL OPERATING EXPENSE	$\text{Total Collection Expenditures} \div \text{Total Operating Fund Disbursements}$
PERSONNEL EXPENSE AS A % OF TOTAL OPERATING EXPENSE	$\text{Total Staff Expenditures} \div \text{Total Operating Fund Disbursements}$

Each library is listed with the Type of Library and Area Served according to the Charter issued by New York State Library Division of Library Development.			
Abbreviation	Type of Library	Abbreviation	Type of Library
ACi	Association City	PO	Public Other
AO	Association Other	PSD	Public School District
ASD	Association School District	PSLD	Public Special Legislative District
AT	Association Town	PT	Public Town
AV	Association Village/CDP	PV	Public Village/CDP
PCi	Public City		

## **Note of Unusual Circumstances for 2018**

**Briarcliff Manor Public Library:** From December 2017 to March 2018, the children's and teen areas were closed due to a flood. Services were provided in a temporary upstairs space. A new director was hired and staff openings were filled between May and July 2018. A major weeding for the adult collection took place between May and December 2018. A new ebook platform began in May 2018.

**Eastchester Public Library:** The Eastchester Public Library has been impacted by the renovation of the neighboring Scarsdale Public Library which began in May of 2018. Although the Scarsdale Public Library has opened in a smaller, temporary location, their hours have been reduced. As a result, the Eastchester Public Library has become home to many Scarsdale residents, a factor in the increase in circulation we are experiencing.

**Greenburgh Public Library:** The library continues to weed collection significantly in order to provide more study tables and collaborative work areas for patrons.

**Harrison Public Library:** Closed for roof repair at the main branch for 11 days in December 2018.

**Hendrick Hudson Free Library (Montrose):** Construction caused unscheduled closures.

**Mount Vernon Public Library:** Massive weeding project.

**New Rochelle Public Library:** Massive weeding of collection as well as a retirement of Head of Children's Services after 40 years.

**North Castle Public Library (Armonk):** Renovations to three active areas: Youth Services, Young Adult and Adult Programming room curtailed programming activity, so attendance numbers were down from previous year.

**Ossining Public Library:** Massive weeding of collection resulted in lower count than last year.

**Scarsdale Public Library:** Massive weeding took place before we moved out of the main building for renovation at the end of FY2018. Programs were ceased in January 2018 because the programming space was used to store boxes in preparation for our move into our temporary location. There is no space for programs in the temporary quarters. The anticipated date for moving back into our renovated building is sometime in mid-2020.

**Tuckahoe Public Library:** The Library was closed 4 days in December 2018 for replacement of windows.

**White Plains Public Library:** The Library had renovations lasting 9 months during the reporting year. We remained open but part of our collection was unavailable during that time.

**THIS PAGE WAS LEFT INTENTIONALLY BLANK.**



## POPULATION SERVED<sup>1</sup> (based on the 2010 Census)

### ALPHABETICAL ORDER

ARDSLEY* [PV]	9,128
BEDFORD [AO]	4,457
BEDFORD HILLS [AO]	6,435
BRIARCLIFF* [PV]	7,867
BRONXVILLE* [PV]	6,323
CHAPPAQUA* [PSD]	16,126
CROTON [AO]	9,473
DOBBS FERRY* [PV]	10,875
EASTCHESTER [PT]	19,649
GREENBURGH [PSLD]	42,863
HARRISON [PT]	27,472
HASTINGS* [PV]	7,849
IRVINGTON* [PV]	6,420
KATONAH [AO]	6,298
LARCHMONT* [PO]	17,670
LEWISBORO [AT]	12,411
MAMARONECK* [PSLD]	18,929
MONTROSE* [ASD]	17,604
MOUNT KISCO* [PV]	10,877
MOUNT PLEASANT [PO]	33,195
MOUNT VERNON [PSD]	67,292
NEW ROCHELLE* [PSD]	77,062
NORTH CASTLE (ARMONK) [PT]	11,841
NORTH SALEM [AT]	5,104
OSSINING* [PSD]	34,230
PEEKSKILL [ACi]	25,986
PELHAM [PT]	12,396
PORT CHESTER-RYE BROOK* [AO]	38,314
POUND RIDGE [PSLD]	5,104
PURCHASE [AO]	6,552
RYE [ACi]	15,720
SCARSDALE* [PV]	17,166
SOMERS [PT]	20,434
TARRYTOWN* [PV]	21,147
TUCKAHOE [PV]	6,486
WHITE PLAINS* [PCi]	56,853
YONKERS [PCi]	195,976
YORKTOWN (SHRUB OAK) [PT]	47,274

### RANK ORDER

1st	YONKERS [PCi]	195,976
2nd	NEW ROCHELLE* [PSD]	77,062
3rd	MOUNT VERNON [PSD]	67,292
4th	WHITE PLAINS* [PCi]	56,853
5th	YORKTOWN (SHRUB OAK) [PT]	47,274
6th	GREENBURGH [PSLD]	42,863
7th	PORT CHESTER-RYE BROOK* [AO]	38,314
8th	OSSINING* [PSD]	34,230
9th	MOUNT PLEASANT [PO]	33,195
10th	HARRISON [PT]	27,472
11th	PEEKSKILL [ACi]	25,986
12th	TARRYTOWN* [PV]	21,147
13th	SOMERS [PT]	20,434
14th	EASTCHESTER [PT]	19,649
15th	MAMARONECK* [PSLD]	18,929
16th	LARCHMONT* [PO]	17,670
17th	MONTROSE* [ASD]	17,604
18th	SCARSDALE* [PV]	17,166
19th	CHAPPAQUA* [PSD]	16,126
20th	RYE [ACi]	15,720
21st	LEWISBORO [AT]	12,411
22nd	PELHAM [PT]	12,396
23rd	NORTH CASTLE (ARMONK) [PT]	11,841
24th	MOUNT KISCO* [PV]	10,877
25th	DOBBS FERRY* [PV]	10,875
26th	CROTON [AO]	9,473
27th	ARDSLEY* [PV]	9,128
28th	BRIARCLIFF* [PV]	7,867
29th	HASTINGS* [PV]	7,849
30th	PURCHASE [AO]	6,552
31st	TUCKAHOE [PV]	6,486
32nd	BEDFORD HILLS [AO]	6,435
33rd	IRVINGTON* [PV]	6,420
34th	BRONXVILLE* [PV]	6,323
35th	KATONAH [AO]	6,298
36th	NORTH SALEM [AT]	5,104
37th	POUND RIDGE [PSLD]	5,104
38th	BEDFORD [AO]	4,457

**COUNTY TOTAL 956,858**

1) The following libraries contract with additional service areas: Ardsley with the Village of Elmsford; Larchmont with the unincorporated Town of Mamaroneck; Tarrytown with the Village of Sleepy Hollow; and Croton, Montrose, Peekskill and Yorktown with the Town of Cortlandt.

## CIRCULATION OF MATERIALS<sup>2</sup>

### ALPHABETICAL ORDER

ARDSLEY* [PV]	94,154
BEDFORD [AO]	44,149
BEDFORD HILLS [AO]	46,504
BRIARCLIFF* [PV]	81,497
BRONXVILLE* [PV]	127,310
CHAPPAQUA* [PSD]	302,180
CROTON [AO]	120,336
DOBBS FERRY* [PV]	59,400
EASTCHESTER [PT]	195,520
GREENBURGH [PSLD]	398,454
HARRISON [PT]	188,275
HASTINGS* [PV]	118,750
IRVINGTON* [PV]	89,053
KATONAH [AO]	122,890
LARCHMONT* [PO]	295,341
LEWISBORO [AT]	84,118
MAMARONECK* [PSLD]	172,620
MONTROSE* [ASD]	135,531
MOUNT KISCO* [PV]	123,151
MOUNT PLEASANT [PO]	315,576
MOUNT VERNON [PSD]	150,544
NEW ROCHELLE* [PSD]	287,127
NORTH CASTLE (ARMONK) [PT]	121,645
NORTH SALEM [AT]	36,313
OSSINING* [PSD]	211,697
PEEKSKILL [ACi]	116,316
PELHAM [PT]	88,580
PORT CHESTER-RYE BROOK* [AO]	127,344
POUND RIDGE [PSLD]	37,667
PURCHASE [AO]	18,676
RYE [ACi]	169,182
SCARSDALE* [PV]	358,045
SOMERS [PT]	129,007
TARRYTOWN* [PV]	175,671
TUCKAHOE [PV]	45,551
WHITE PLAINS* [PCi]	535,882
YONKERS [PCi]	673,918
YORKTOWN (SHRUB OAK) [PT]	404,487

**COUNTY TOTAL 6,802,461**

### RANK ORDER

1st	YONKERS [PCi]	673,918
2nd	WHITE PLAINS* [PCi]	535,882
3rd	YORKTOWN (SHRUB OAK) [PT]	404,487
4th	GREENBURGH [PSLD]	398,454
5th	SCARSDALE* [PV]	358,045
6th	MOUNT PLEASANT [PO]	315,576
7th	CHAPPAQUA* [PSD]	302,180
8th	LARCHMONT* [PO]	295,341
9th	NEW ROCHELLE* [PSD]	287,127
10th	OSSINING* [PSD]	211,697
11th	EASTCHESTER [PT]	195,520
12th	HARRISON [PT]	188,275
13th	TARRYTOWN* [PV]	175,671
14th	MAMARONECK* [PSLD]	172,620
15th	RYE [ACi]	169,182
16th	MOUNT VERNON [PSD]	150,544
17th	MONTROSE* [ASD]	135,531
18th	SOMERS [PT]	129,007
19th	PORT CHESTER-RYE BROOK* [AO]	127,344
20th	BRONXVILLE* [PV]	127,310
21st	MOUNT KISCO* [PV]	123,151
22nd	KATONAH [AO]	122,890
23rd	NORTH CASTLE (ARMONK) [PT]	121,645
24th	CROTON [AO]	120,336
25th	HASTINGS* [PV]	118,750
26th	PEEKSKILL [ACi]	116,316
27th	ARDSLEY* [PV]	94,154
28th	IRVINGTON* [PV]	89,053
29th	PELHAM [PT]	88,580
30th	LEWISBORO [AT]	84,118
31st	BRIARCLIFF* [PV]	81,497
32nd	DOBBS FERRY* [PV]	59,400
33rd	BEDFORD HILLS [AO]	46,504
34th	TUCKAHOE [PV]	45,551
35th	BEDFORD [AO]	44,149
36th	POUND RIDGE [PSLD]	37,667
37th	NORTH SALEM [AT]	36,313
38th	PURCHASE [AO]	18,676

2) Beginning in 2016, this total includes circulation of certain types of electronic materials (e-books, downloadable audiobooks and videos) with a limited period of use. Other database usage without a limited use is reported separately under Use of Database Information (see Page 16).

## CIRCULATION (2018 compared to 2017)<sup>2</sup>

### ALPHABETICAL ORDER

ARDSLEY* [PV]	-6.55%
BEDFORD [AO]	-13.76%
BEDFORD HILLS [AO]	1.54%
BRIARCLIFF* [PV]	0.51%
BRONXVILLE* [PV]	-2.44%
CHAPPAQUA* [PSD]	-3.64%
CROTON [AO]	-0.45%
DOBBS FERRY* [PV]	-4.07%
EASTCHESTER [PT]	6.78%
GREENBURGH [PSLD]	1.28%
HARRISON [PT]	6.61%
HASTINGS* [PV]	-0.53%
IRVINGTON* [PV]	-3.00%
KATONAH [AO]	-3.08%
LARCHMONT* [PO]	3.55%
LEWISBORO [AT]	7.96%
MAMARONECK* [PSLD]	-7.51%
MONTROSE* [ASD]	-7.47%
MOUNT KISCO* [PV]	2.83%
MOUNT PLEASANT [PO]	-1.10%
MOUNT VERNON [PSD]	7.29%
NEW ROCHELLE* [PSD]	-1.16%
NORTH CASTLE (ARMONK) [PT]	-8.24%
NORTH SALEM [AT]	-6.89%
OSSINING* [PSD]	-1.75%
PEEKSKILL [ACi]	7.89%
PELHAM [PT]	-4.43%
PORT CHESTER-RYE BROOK* [AO]	1.26%
POUND RIDGE [PSLD]	8.37%
PURCHASE [AO]	-13.56%
RYE [ACi]	-13.05%
SCARSDALE* [PV]	-10.94%
SOMERS [PT]	-6.63%
TARRYTOWN* [PV]	2.25%
TUCKAHOE [PV]	-9.49%
WHITE PLAINS* [PCi]	-0.43%
YONKERS [PCi]	4.99%
YORKTOWN (SHRUB OAK) [PT]	1.60%

**COUNTY AVERAGE** -1.72%  
**TOTAL-BASED AVERAGE** -9.77%

### RANK ORDER

1st	POUND RIDGE [PSLD]	8.37%
2nd	LEWISBORO [AT]	7.96%
3rd	PEEKSKILL [ACi]	7.89%
4th	MOUNT VERNON [PSD]	7.29%
5th	EASTCHESTER [PT]	6.78%
6th	HARRISON [PT]	6.61%
7th	YONKERS [PCi]	4.99%
8th	LARCHMONT* [PO]	3.55%
9th	MOUNT KISCO* [PV]	2.83%
10th	TARRYTOWN* [PV]	2.25%
11th	YORKTOWN (SHRUB OAK) [PT]	1.60%
12th	BEDFORD HILLS [AO]	1.54%
13th	GREENBURGH [PSLD]	1.28%
14th	PORT CHESTER-RYE BROOK* [AO]	1.26%
15th	BRIARCLIFF* [PV]	0.51%
16th	WHITE PLAINS* [PCi]	-0.43%
17th	CROTON [AO]	-0.45%
18th	HASTINGS* [PV]	-0.53%
19th	MOUNT PLEASANT [PO]	-1.10%
20th	NEW ROCHELLE* [PSD]	-1.16%
21st	OSSINING* [PSD]	-1.75%
22nd	BRONXVILLE* [PV]	-2.44%
23rd	IRVINGTON* [PV]	-3.00%
24th	KATONAH [AO]	-3.08%
25th	CHAPPAQUA* [PSD]	-3.64%
26th	DOBBS FERRY* [PV]	-4.07%
27th	PELHAM [PT]	-4.43%
28th	ARDSLEY* [PV]	-6.55%
29th	SOMERS [PT]	-6.63%
30th	NORTH SALEM [AT]	-6.89%
31st	MONTROSE* [ASD]	-7.47%
32nd	MAMARONECK* [PSLD]	-7.51%
33rd	NORTH CASTLE (ARMONK) [PT]	-8.24%
34th	TUCKAHOE [PV]	-9.49%
35th	SCARSDALE* [PV]	-10.94%
36th	RYE [ACi]	-13.05%
37th	PURCHASE [AO]	-13.56%
38th	BEDFORD [AO]	-13.76%

2) Beginning in 2016, this total includes circulation of certain types of electronic materials (e-books, downloadable audiobooks and videos) with a limited period of use. Other database usage without a limited use is reported separately under Use of Database Information (see Page 16).

## CIRCULATION (2018 compared to 2015)<sup>2</sup>

### ALPHABETICAL ORDER

ARDSLEY* [PV]	-5.60%
BEDFORD [AO]	-15.80%
BEDFORD HILLS [AO]	-7.13%
BRIARCLIFF* [PV]	-3.47%
BRONXVILLE* [PV]	-6.08%
CHAPPAQUA* [PSD]	-11.28%
CROTON [AO]	-8.08%
DOBBS FERRY* [PV]	-12.10%
EASTCHESTER [PT]	-5.89%
GREENBURGH [PSLD]	5.44%
HARRISON [PT]	93.38%
HASTINGS* [PV]	-17.83%
IRVINGTON* [PV]	5.31%
KATONAH [AO]	-7.56%
LARCHMONT* [PO]	-11.85%
LEWISBORO [AT]	1.53%
MAMARONECK* [PSLD]	-10.97%
MONTROSE* [ASD]	-21.81%
MOUNT KISCO* [PV]	2.94%
MOUNT PLEASANT [PO]	-4.90%
MOUNT VERNON [PSD]	9.86%
NEW ROCHELLE* [PSD]	-22.87%
NORTH CASTLE (ARMONK) [PT]	-3.82%
NORTH SALEM [AT]	-18.06%
OSSINING* [PSD]	-12.44%
PEEKSKILL [ACi]	-18.54%
PELHAM [PT]	-16.90%
PORT CHESTER-RYE BROOK* [AO]	-19.12%
POUND RIDGE [PSLD]	-59.56%
PURCHASE [AO]	-15.76%
RYE [ACi]	-30.88%
SCARSDALE* [PV]	-16.68%
SOMERS [PT]	-12.40%
TARRYTOWN* [PV]	-6.02%
TUCKAHOE [PV]	-18.63%
WHITE PLAINS* [PCi]	-19.50%
YONKERS [PCi]	-2.62%
YORKTOWN (SHRUB OAK) [PT]	-5.82%

**COUNTY AVERAGE** -8.72%  
**TOTAL-BASED AVERAGE** -9.77%

### RANK ORDER

1st	HARRISON [PT]	93.38%
2nd	MOUNT VERNON [PSD]	9.86%
3rd	GREENBURGH [PSLD]	5.44%
4th	IRVINGTON* [PV]	5.31%
5th	MOUNT KISCO* [PV]	2.94%
6th	LEWISBORO [AT]	1.53%
7th	YONKERS [PCi]	-2.62%
8th	BRIARCLIFF* [PV]	-3.47%
9th	NORTH CASTLE (ARMONK) [PT]	-3.82%
10th	MOUNT PLEASANT [PO]	-4.90%
11th	ARDSLEY* [PV]	-5.60%
12th	YORKTOWN (SHRUB OAK) [PT]	-5.82%
13th	EASTCHESTER [PT]	-5.89%
14th	TARRYTOWN* [PV]	-6.02%
15th	BRONXVILLE* [PV]	-6.08%
16th	BEDFORD HILLS [AO]	-7.13%
17th	KATONAH [AO]	-7.56%
18th	CROTON [AO]	-8.08%
19th	MAMARONECK* [PSLD]	-10.97%
20th	CHAPPAQUA* [PSD]	-11.28%
21st	LARCHMONT* [PO]	-11.85%
22nd	DOBBS FERRY* [PV]	-12.10%
23rd	SOMERS [PT]	-12.40%
24th	OSSINING* [PSD]	-12.44%
25th	PURCHASE [AO]	-15.76%
26th	BEDFORD [AO]	-15.80%
27th	SCARSDALE* [PV]	-16.68%
28th	PELHAM [PT]	-16.90%
29th	HASTINGS* [PV]	-17.83%
30th	NORTH SALEM [AT]	-18.06%
31st	PEEKSKILL [ACi]	-18.54%
32nd	TUCKAHOE [PV]	-18.63%
33rd	PORT CHESTER-RYE BROOK* [AO]	-19.12%
34th	WHITE PLAINS* [PCi]	-19.50%
35th	MONTROSE* [ASD]	-21.81%
36th	NEW ROCHELLE* [PSD]	-22.87%
37th	RYE [ACi]	-30.88%
38th	POUND RIDGE [PSLD]	-59.56%

2) Beginning in 2016, this total includes circulation of certain types of electronic materials (e-books, downloadable audiobooks and videos) with a limited period of use. Other database usage without a limited use is reported separately under Use of Database Information (see Page 16).

## CIRCULATION (2018 compared to 2013)<sup>2</sup>

### ALPHABETICAL ORDER

ARDSLEY* [PV]	-18.13%
BEDFORD [AO]	-35.73%
BEDFORD HILLS [AO]	-26.27%
BRIARCLIFF* [PV]	-4.64%
BRONXVILLE* [PV]	-12.78%
CHAPPAQUA* [PSD]	-23.54%
CROTON [AO]	-18.57%
DOBBS FERRY* [PV]	-26.02%
EASTCHESTER [PT]	-16.63%
GREENBURGH [PSLD]	-1.67%
HARRISON [PT]	-9.97%
HASTINGS* [PV]	-8.63%
IRVINGTON* [PV]	-15.65%
KATONAH [AO]	-17.77%
LARCHMONT* [PO]	-16.65%
LEWISBORO [AT]	-12.96%
MAMARONECK* [PSLD]	1.85%
MONTROSE* [ASD]	-34.34%
MOUNT KISCO* [PV]	10.63%
MOUNT PLEASANT [PO]	-17.93%
MOUNT VERNON [PSD]	11.24%
NEW ROCHELLE* [PSD]	-35.62%
NORTH CASTLE (ARMONK) [PT]	10.70%
NORTH SALEM [AT]	-28.65%
OSSINING* [PSD]	-35.07%
PEEKSKILL [ACi]	-41.99%
PELHAM [PT]	-26.91%
PORT CHESTER-RYE BROOK* [AO]	-31.21%
POUND RIDGE [PSLD]	-68.82%
PURCHASE [AO]	-36.95%
RYE [ACi]	-30.90%
SCARSDALE* [PV]	-16.33%
SOMERS [PT]	-22.88%
TARRYTOWN* [PV]	-9.77%
TUCKAHOE [PV]	-27.69%
WHITE PLAINS* [PCi]	-27.19%
YONKERS [PCi]	-14.28%
YORKTOWN (SHRUB OAK) [PT]	-15.01%

**COUNTY AVERAGE** -19.81%  
**TOTAL-BASED AVERAGE** -19.78%

### RANK ORDER

1st	MOUNT VERNON [PSD]	11.24%
2nd	NORTH CASTLE (ARMONK) [PT]	10.70%
3rd	MOUNT KISCO* [PV]	10.63%
4th	MAMARONECK* [PSLD]	1.85%
5th	GREENBURGH [PSLD]	-1.67%
6th	BRIARCLIFF* [PV]	-4.64%
7th	HASTINGS* [PV]	-8.63%
8th	TARRYTOWN* [PV]	-9.77%
9th	HARRISON [PT]	-9.97%
10th	BRONXVILLE* [PV]	-12.78%
11th	LEWISBORO [AT]	-12.96%
12th	YONKERS [PCi]	-14.28%
13th	YORKTOWN (SHRUB OAK) [PT]	-15.01%
14th	IRVINGTON* [PV]	-15.65%
15th	SCARSDALE* [PV]	-16.33%
16th	EASTCHESTER [PT]	-16.63%
17th	LARCHMONT* [PO]	-16.65%
18th	KATONAH [AO]	-17.77%
19th	MOUNT PLEASANT [PO]	-17.93%
20th	ARDSLEY* [PV]	-18.13%
21st	CROTON [AO]	-18.57%
22nd	SOMERS [PT]	-22.88%
23rd	CHAPPAQUA* [PSD]	-23.54%
24th	DOBBS FERRY* [PV]	-26.02%
25th	BEDFORD HILLS [AO]	-26.27%
26th	PELHAM [PT]	-26.91%
27th	WHITE PLAINS* [PCi]	-27.19%
28th	TUCKAHOE [PV]	-27.69%
29th	NORTH SALEM [AT]	-28.65%
30th	RYE [ACi]	-30.90%
31st	PORT CHESTER-RYE BROOK* [AO]	-31.21%
32nd	MONTROSE* [ASD]	-34.34%
33rd	OSSINING* [PSD]	-35.07%
34th	NEW ROCHELLE* [PSD]	-35.62%
35th	BEDFORD [AO]	-35.73%
36th	PURCHASE [AO]	-36.95%
37th	PEEKSKILL [ACi]	-41.99%
38th	POUND RIDGE [PSLD]	-68.82%

2) Beginning in 2016, this total includes circulation of certain types of electronic materials (e-books, downloadable audiobooks and videos) with a limited period of use. Other database usage without a limited use is reported separately under Use of Database Information (see Page 16).

## CIRCULATION PER EACH HOUR OPEN<sup>3</sup>

(including all outlets)

### ALPHABETICAL ORDER

ARDSLEY* [PV]	41.33
BEDFORD [AO]	19.30
BEDFORD HILLS [AO]	20.38
BRIARCLIFF* [PV]	30.14
BRONXVILLE* [PV]	50.92
CHAPPAQUA* [PSD]	97.24
CROTON [AO]	41.78
DOBBS FERRY* [PV]	22.62
EASTCHESTER [PT]	67.70
GREENBURGH [PSLD]	148.23
HARRISON [PT]	38.68
HASTINGS* [PV]	39.00
IRVINGTON* [PV]	35.23
KATONAH [AO]	47.27
LARCHMONT* [PO]	95.67
LEWISBORO [AT]	33.73
MAMARONECK* [PSLD]	66.39
MONTROSE* [ASD]	43.07
MOUNT KISCO* [PV]	53.11
MOUNT PLEASANT [PO]	67.87
MOUNT VERNON [PSD]	50.79
NEW ROCHELLE* [PSD]	53.37
NORTH CASTLE (ARMONK) [PT]	21.14
NORTH SALEM [AT]	15.93
OSSINING* [PSD]	68.64
PEEKSKILL [ACi]	37.90
PELHAM [PT]	41.88
PORT CHESTER-RYE BROOK* [AO]	51.45
POUND RIDGE [PSLD]	17.22
PURCHASE [AO]	7.98
RYE [ACi]	52.48
SCARSDALE* [PV]	116.93
SOMERS [PT]	62.29
TARRYTOWN* [PV]	70.10
TUCKAHOE [PV]	18.61
WHITE PLAINS* [PCi]	171.76
YONKERS [PCi]	70.67
YORKTOWN (SHRUB OAK) [PT]	136.47

### RANK ORDER

1st	WHITE PLAINS* [PCi]	171.76
2nd	GREENBURGH [PSLD]	148.23
3rd	YORKTOWN (SHRUB OAK) [PT]	136.47
4th	SCARSDALE* [PV]	116.93
5th	CHAPPAQUA* [PSD]	97.24
6th	LARCHMONT* [PO]	95.67
7th	YONKERS [PCi]	70.67
8th	TARRYTOWN* [PV]	70.10
9th	OSSINING* [PSD]	68.64
10th	MOUNT PLEASANT [PO]	67.87
11th	EASTCHESTER [PT]	67.70
12th	MAMARONECK* [PSLD]	66.39
13th	SOMERS [PT]	62.29
14th	NEW ROCHELLE* [PSD]	53.37
15th	MOUNT KISCO* [PV]	53.11
16th	RYE [ACi]	52.48
17th	PORT CHESTER-RYE BROOK* [AO]	51.45
18th	BRONXVILLE* [PV]	50.92
19th	MOUNT VERNON [PSD]	50.79
20th	KATONAH [AO]	47.27
21st	MONTROSE* [ASD]	43.07
22nd	PELHAM [PT]	41.88
23rd	CROTON [AO]	41.78
24th	ARDSLEY* [PV]	41.33
25th	HASTINGS* [PV]	39.00
26th	HARRISON [PT]	38.68
27th	PEEKSKILL [ACi]	37.90
28th	IRVINGTON* [PV]	35.23
29th	LEWISBORO [AT]	33.73
30th	BRIARCLIFF* [PV]	30.14
31st	DOBBS FERRY* [PV]	22.62
32nd	NORTH CASTLE (ARMONK) [PT]	21.14
33rd	BEDFORD HILLS [AO]	20.38
34th	BEDFORD [AO]	19.30
35th	TUCKAHOE [PV]	18.61
36th	POUND RIDGE [PSLD]	17.22
37th	NORTH SALEM [AT]	15.93
38th	PURCHASE [AO]	7.98

### COUNTY AVERAGE

**55.93**

3) The following libraries have branches: Harrison [2,691 hrs. open] has West Harrison Branch [2,177 hrs. open]; Mount Pleasant [2,700 hrs. open] has Valhalla Branch [1,950 hrs. open]; New Rochelle [3,092 hrs. open] has Huguenot Children's Branch [2,288 hrs. open]; North Castle [2,975 hrs. open] has North White Plains Branch [2,778 hrs. open]; Rye [2,600 hrs. open] has Osborne Home [624 hrs. open]; and Yonkers Riverfront [3,209 hrs. open] has Grinton I. Will Branch [3,406 hrs. open] and Crestwood Branch [2,921 hrs. open].

## BOOK CIRCULATION

### ALPHABETICAL ORDER

ARDSLEY* [PV]	66,922
BEDFORD [AO]	27,965
BEDFORD HILLS [AO]	29,061
BRIARCLIFF* [PV]	52,062
BRONXVILLE* [PV]	92,413
CHAPPAQUA* [PSD]	206,775
CROTON [AO]	86,730
DOBBS FERRY* [PV]	40,549
EASTCHESTER [PT]	142,598
GREENBURGH [PSLD]	246,395
HARRISON [PT]	125,668
HASTINGS* [PV]	80,815
IRVINGTON* [PV]	69,327
KATONAH [AO]	86,647
LARCHMONT* [PO]	199,464
LEWISBORO [AT]	49,443
MAMARONECK* [PSLD]	116,848
MONTROSE* [ASD]	87,429
MOUNT KISCO* [PV]	73,401
MOUNT PLEASANT [PO]	199,758
MOUNT VERNON [PSD]	80,800
NEW ROCHELLE* [PSD]	189,300
NORTH CASTLE (ARMONK) [PT]	80,574
NORTH SALEM [AT]	22,830
OSSINING* [PSD]	136,632
PEEKSKILL [ACi]	63,741
PELHAM [PT]	61,260
PORT CHESTER-RYE BROOK* [AO]	106,684
POUND RIDGE [PSLD]	21,744
PURCHASE [AO]	11,011
RYE [ACi]	107,569
SCARSDALE* [PV]	260,562
SOMERS [PT]	81,771
TARRYTOWN* [PV]	119,215
TUCKAHOE [PV]	30,064
WHITE PLAINS* [PCi]	313,029
YONKERS [PCi]	387,094
YORKTOWN (SHRUB OAK) [PT]	259,982

**COUNTY TOTAL 4,414,132**

### RANK ORDER

1st	YONKERS [PCi]	387,094
2nd	WHITE PLAINS* [PCi]	313,029
3rd	SCARSDALE* [PV]	260,562
4th	YORKTOWN (SHRUB OAK) [PT]	259,982
5th	GREENBURGH [PSLD]	246,395
6th	CHAPPAQUA* [PSD]	206,775
7th	MOUNT PLEASANT [PO]	199,758
8th	LARCHMONT* [PO]	199,464
9th	NEW ROCHELLE* [PSD]	189,300
10th	EASTCHESTER [PT]	142,598
11th	OSSINING* [PSD]	136,632
12th	HARRISON [PT]	125,668
13th	TARRYTOWN* [PV]	119,215
14th	MAMARONECK* [PSLD]	116,848
15th	RYE [ACi]	107,569
16th	PORT CHESTER-RYE BROOK* [AO]	106,684
17th	BRONXVILLE* [PV]	92,413
18th	MONTROSE* [ASD]	87,429
19th	CROTON [AO]	86,730
20th	KATONAH [AO]	86,647
21st	SOMERS [PT]	81,771
22nd	HASTINGS* [PV]	80,815
23rd	MOUNT VERNON [PSD]	80,800
24th	NORTH CASTLE (ARMONK) [PT]	80,574
25th	MOUNT KISCO* [PV]	73,401
26th	IRVINGTON* [PV]	69,327
27th	ARDSLEY* [PV]	66,922
28th	PEEKSKILL [ACi]	63,741
29th	PELHAM [PT]	61,260
30th	BRIARCLIFF* [PV]	52,062
31st	LEWISBORO [AT]	49,443
32nd	DOBBS FERRY* [PV]	40,549
33rd	TUCKAHOE [PV]	30,064
34th	BEDFORD HILLS [AO]	29,061
35th	BEDFORD [AO]	27,965
36th	NORTH SALEM [AT]	22,830
37th	POUND RIDGE [PSLD]	21,744
38th	PURCHASE [AO]	11,011

## BOOK CIRCULATION PER VOLUME<sup>4</sup>

### ALPHABETICAL ORDER

ARDSLEY* [PV]	1.23
BEDFORD [AO]	0.64
BEDFORD HILLS [AO]	0.83
BRIARCLIFF* [PV]	1.62
BRONXVILLE* [PV]	1.42
CHAPPAQUA* [PSD]	2.16
CROTON [AO]	1.17
DOBBS FERRY* [PV]	1.00
EASTCHESTER [PT]	1.74
GREENBURGH [PSLD]	2.80
HARRISON [PT]	1.66
HASTINGS* [PV]	1.47
IRVINGTON* [PV]	1.15
KATONAH [AO]	1.48
LARCHMONT* [PO]	2.51
LEWISBORO [AT]	1.32
MAMARONECK* [PSLD]	1.57
MONTROSE* [ASD]	1.29
MOUNT KISCO* [PV]	1.11
MOUNT PLEASANT [PO]	2.49
MOUNT VERNON [PSD]	0.28
NEW ROCHELLE* [PSD]	0.84
NORTH CASTLE (ARMONK) [PT]	1.38
NORTH SALEM [AT]	0.66
OSSINING* [PSD]	1.33
PEEKSKILL [ACi]	0.80
PELHAM [PT]	1.75
PORT CHESTER-RYE BROOK* [AO]	1.61
POUND RIDGE [PSLD]	0.66
PURCHASE [AO]	1.36
RYE [ACi]	2.40
SCARSDALE* [PV]	3.35
SOMERS [PT]	1.37
TARRYTOWN* [PV]	1.51
TUCKAHOE [PV]	0.65
WHITE PLAINS* [PCi]	1.50
YONKERS [PCi]	1.46
YORKTOWN (SHRUB OAK) [PT]	3.12

**COUNTY AVERAGE** 1.49  
**TOTAL-BASED AVERAGE** 1.44

### RANK ORDER

1st	SCARSDALE* [PV]	3.35
2nd	YORKTOWN (SHRUB OAK) [PT]	3.12
3rd	GREENBURGH [PSLD]	2.80
4th	LARCHMONT* [PO]	2.51
5th	MOUNT PLEASANT [PO]	2.49
6th	RYE [ACi]	2.40
7th	CHAPPAQUA* [PSD]	2.16
8th	PELHAM [PT]	1.75
9th	EASTCHESTER [PT]	1.74
10th	HARRISON [PT]	1.66
11th	BRIARCLIFF* [PV]	1.62
12th	PORT CHESTER-RYE BROOK* [AO]	1.61
13th	MAMARONECK* [PSLD]	1.57
14th	TARRYTOWN* [PV]	1.51
15th	WHITE PLAINS* [PCi]	1.50
16th	KATONAH [AO]	1.48
17th	HASTINGS* [PV]	1.47
18th	YONKERS [PCi]	1.46
19th	BRONXVILLE* [PV]	1.42
20th	NORTH CASTLE (ARMONK) [PT]	1.38
21st	SOMERS [PT]	1.37
22nd	PURCHASE [AO]	1.36
23rd	OSSINING* [PSD]	1.33
24th	LEWISBORO [AT]	1.32
25th	MONTROSE* [ASD]	1.29
26th	ARDSLEY* [PV]	1.23
27th	CROTON [AO]	1.17
28th	IRVINGTON* [PV]	1.15
29th	MOUNT KISCO* [PV]	1.11
30th	DOBBS FERRY* [PV]	1.00
31st	NEW ROCHELLE* [PSD]	0.84
32nd	BEDFORD HILLS [AO]	0.83
33rd	PEEKSKILL [ACi]	0.80
34th	NORTH SALEM [AT]	0.66
35th	POUND RIDGE [PSLD]	0.66
36th	TUCKAHOE [PV]	0.65
37th	BEDFORD [AO]	0.64
38th	MOUNT VERNON [PSD]	0.28

4) Totals do not take into account non-circulating materials.



## ADULT BOOK CIRCULATION

### ALPHABETICAL ORDER

ARDSLEY* [PV]	36,624
BEDFORD [AO]	16,485
BEDFORD HILLS [AO]	12,477
BRIARCLIFF* [PV]	27,029
BRONXVILLE* [PV]	48,343
CHAPPAQUA* [PSD]	107,655
CROTON [AO]	45,347
DOBBS FERRY* [PV]	19,785
EASTCHESTER [PT]	65,133
GREENBURGH [PSLD]	109,833
HARRISON [PT]	57,925
HASTINGS* [PV]	34,635
IRVINGTON* [PV]	31,808
KATONAH [AO]	40,120
LARCHMONT* [PO]	95,976
LEWISBORO [AT]	29,199
MAMARONECK* [PSLD]	50,650
MONTROSE* [ASD]	48,992
MOUNT KISCO* [PV]	41,703
MOUNT PLEASANT [PO]	105,207
MOUNT VERNON [PSD]	50,690
NEW ROCHELLE* [PSD]	86,453
NORTH CASTLE (ARMONK) [PT]	33,648
NORTH SALEM [AT]	13,555
OSSINING* [PSD]	67,309
PEEKSKILL [ACi]	33,322
PELHAM [PT]	29,810
PORT CHESTER-RYE BROOK* [AO]	41,860
POUND RIDGE [PSLD]	11,731
PURCHASE [AO]	7,012
RYE [ACi]	56,106
SCARSDALE* [PV]	112,958
SOMERS [PT]	50,367
TARRYTOWN* [PV]	63,240
TUCKAHOE [PV]	16,899
WHITE PLAINS* [PCi]	173,233
YONKERS [PCi]	184,264
YORKTOWN (SHRUB OAK) [PT]	139,211

### COUNTY TOTAL

**2,196,594**

### RANK ORDER

1st	YONKERS [PCi]	184,264
2nd	WHITE PLAINS* [PCi]	173,233
3rd	YORKTOWN (SHRUB OAK) [PT]	139,211
4th	SCARSDALE* [PV]	112,958
5th	GREENBURGH [PSLD]	109,833
6th	CHAPPAQUA* [PSD]	107,655
7th	MOUNT PLEASANT [PO]	105,207
8th	LARCHMONT* [PO]	95,976
9th	NEW ROCHELLE* [PSD]	86,453
10th	OSSINING* [PSD]	67,309
11th	EASTCHESTER [PT]	65,133
12th	TARRYTOWN* [PV]	63,240
13th	HARRISON [PT]	57,925
14th	RYE [ACi]	56,106
15th	MOUNT VERNON [PSD]	50,690
16th	MAMARONECK* [PSLD]	50,650
17th	SOMERS [PT]	50,367
18th	MONTROSE* [ASD]	48,992
19th	BRONXVILLE* [PV]	48,343
20th	CROTON [AO]	45,347
21st	PORT CHESTER-RYE BROOK* [AO]	41,860
22nd	MOUNT KISCO* [PV]	41,703
23rd	KATONAH [AO]	40,120
24th	ARDSLEY* [PV]	36,624
25th	HASTINGS* [PV]	34,635
26th	NORTH CASTLE (ARMONK) [PT]	33,648
27th	PEEKSKILL [ACi]	33,322
28th	IRVINGTON* [PV]	31,808
29th	PELHAM [PT]	29,810
30th	LEWISBORO [AT]	29,199
31st	BRIARCLIFF* [PV]	27,029
32nd	DOBBS FERRY* [PV]	19,785
33rd	TUCKAHOE [PV]	16,899
34th	BEDFORD [AO]	16,485
35th	NORTH SALEM [AT]	13,555
36th	BEDFORD HILLS [AO]	12,477
37th	POUND RIDGE [PSLD]	11,731
38th	PURCHASE [AO]	7,012

## ADULT BOOK CIRCULATION PER VOLUME<sup>4</sup>

### ALPHABETICAL ORDER

ARDSLEY* [PV]	1.21
BEDFORD [AO]	0.63
BEDFORD HILLS [AO]	0.68
BRIARCLIFF* [PV]	1.56
BRONXVILLE* [PV]	1.23
CHAPPAQUA* [PSD]	1.88
CROTON [AO]	0.93
DOBBS FERRY* [PV]	0.90
EASTCHESTER [PT]	1.33
GREENBURGH [PSLD]	2.18
HARRISON [PT]	1.29
HASTINGS* [PV]	1.15
IRVINGTON* [PV]	0.87
KATONAH [AO]	1.17
LARCHMONT* [PO]	1.87
LEWISBORO [AT]	1.18
MAMARONECK* [PSLD]	1.21
MONTROSE* [ASD]	1.40
MOUNT KISCO* [PV]	0.99
MOUNT PLEASANT [PO]	2.01
MOUNT VERNON [PSD]	0.21
NEW ROCHELLE* [PSD]	0.62
NORTH CASTLE (ARMONK) [PT]	1.20
NORTH SALEM [AT]	0.64
OSSINING* [PSD]	1.27
PEEKSKILL [ACi]	0.66
PELHAM [PT]	1.41
PORT CHESTER-RYE BROOK* [AO]	1.00
POUND RIDGE [PSLD]	0.54
PURCHASE [AO]	1.70
RYE [ACi]	2.09
SCARSDALE* [PV]	2.41
SOMERS [PT]	1.39
TARRYTOWN* [PV]	1.29
TUCKAHOE [PV]	0.59
WHITE PLAINS* [PCi]	1.27
YONKERS [PCi]	1.11
YORKTOWN (SHRUB OAK) [PT]	2.79

**COUNTY AVERAGE** 1.26  
**TOTAL-BASED AVERAGE** 1.15

### RANK ORDER

1st	YORKTOWN (SHRUB OAK) [PT]	2.79
2nd	SCARSDALE* [PV]	2.41
3rd	GREENBURGH [PSLD]	2.18
4th	RYE [ACi]	2.09
5th	MOUNT PLEASANT [PO]	2.01
6th	CHAPPAQUA* [PSD]	1.88
7th	LARCHMONT* [PO]	1.87
8th	PURCHASE [AO]	1.70
9th	BRIARCLIFF* [PV]	1.56
10th	PELHAM [PT]	1.41
11th	MONTROSE* [ASD]	1.40
12th	SOMERS [PT]	1.39
13th	EASTCHESTER [PT]	1.33
14th	HARRISON [PT]	1.29
15th	TARRYTOWN* [PV]	1.29
16th	WHITE PLAINS* [PCi]	1.27
17th	OSSINING* [PSD]	1.27
18th	BRONXVILLE* [PV]	1.23
19th	MAMARONECK* [PSLD]	1.21
20th	ARDSLEY* [PV]	1.21
21st	NORTH CASTLE (ARMONK) [PT]	1.20
22nd	LEWISBORO [AT]	1.18
23rd	KATONAH [AO]	1.17
24th	HASTINGS* [PV]	1.15
25th	YONKERS [PCi]	1.11
26th	PORT CHESTER-RYE BROOK* [AO]	1.00
27th	MOUNT KISCO* [PV]	0.99
28th	CROTON [AO]	0.93
29th	DOBBS FERRY* [PV]	0.90
30th	IRVINGTON* [PV]	0.87
31st	BEDFORD HILLS [AO]	0.68
32nd	PEEKSKILL [ACi]	0.66
33rd	NORTH SALEM [AT]	0.64
34th	BEDFORD [AO]	0.63
35th	NEW ROCHELLE* [PSD]	0.62
36th	TUCKAHOE [PV]	0.59
37th	POUND RIDGE [PSLD]	0.54
38th	MOUNT VERNON [PSD]	0.21

4) Totals do not take into account non-circulating materials.

## CHILDREN'S BOOK CIRCULATION

### ALPHABETICAL ORDER

ARDSLEY* [PV]	30,298
BEDFORD [AO]	11,480
BEDFORD HILLS [AO]	16,584
BRIARCLIFF* [PV]	25,033
BRONXVILLE* [PV]	44,070
CHAPPAQUA* [PSD]	99,120
CROTON [AO]	41,383
DOBBS FERRY* [PV]	20,764
EASTCHESTER [PT]	77,465
GREENBURGH [PSLD]	136,562
HARRISON [PT]	67,743
HASTINGS* [PV]	46,180
IRVINGTON* [PV]	37,519
KATONAH [AO]	46,527
LARCHMONT* [PO]	103,488
LEWISBORO [AT]	20,244
MAMARONECK* [PSLD]	66,198
MONTROSE* [ASD]	38,437
MOUNT KISCO* [PV]	31,698
MOUNT PLEASANT [PO]	94,551
MOUNT VERNON [PSD]	30,110
NEW ROCHELLE* [PSD]	102,847
NORTH CASTLE (ARMONK) [PT]	46,926
NORTH SALEM [AT]	9,275
OSSINING* [PSD]	69,323
PEEKSKILL [ACi]	30,419
PELHAM [PT]	31,450
PORT CHESTER-RYE BROOK* [AO]	64,824
POUND RIDGE [PSLD]	10,013
PURCHASE [AO]	3,999
RYE [ACi]	51,463
SCARSDALE* [PV]	147,604
SOMERS [PT]	31,404
TARRYTOWN* [PV]	55,975
TUCKAHOE [PV]	13,165
WHITE PLAINS* [PCi]	139,796
YONKERS [PCi]	202,830
YORKTOWN (SHRUB OAK) [PT]	120,771

**COUNTY TOTAL 2,217,538**

### RANK ORDER

1st	YONKERS [PCi]	202,830
2nd	SCARSDALE* [PV]	147,604
3rd	WHITE PLAINS* [PCi]	139,796
4th	GREENBURGH [PSLD]	136,562
5th	YORKTOWN (SHRUB OAK) [PT]	120,771
6th	LARCHMONT* [PO]	103,488
7th	NEW ROCHELLE* [PSD]	102,847
8th	CHAPPAQUA* [PSD]	99,120
9th	MOUNT PLEASANT [PO]	94,551
10th	EASTCHESTER [PT]	77,465
11th	OSSINING* [PSD]	69,323
12th	HARRISON [PT]	67,743
13th	MAMARONECK* [PSLD]	66,198
14th	PORT CHESTER-RYE BROOK* [AO]	64,824
15th	TARRYTOWN* [PV]	55,975
16th	RYE [ACi]	51,463
17th	NORTH CASTLE (ARMONK) [PT]	46,926
18th	KATONAH [AO]	46,527
19th	HASTINGS* [PV]	46,180
20th	BRONXVILLE* [PV]	44,070
21st	CROTON [AO]	41,383
22nd	MONTROSE* [ASD]	38,437
23rd	IRVINGTON* [PV]	37,519
24th	MOUNT KISCO* [PV]	31,698
25th	PELHAM [PT]	31,450
26th	SOMERS [PT]	31,404
27th	PEEKSKILL [ACi]	30,419
28th	ARDSLEY* [PV]	30,298
29th	MOUNT VERNON [PSD]	30,110
30th	BRIARCLIFF* [PV]	25,033
31st	DOBBS FERRY* [PV]	20,764
32nd	LEWISBORO [AT]	20,244
33rd	BEDFORD HILLS [AO]	16,584
34th	TUCKAHOE [PV]	13,165
35th	BEDFORD [AO]	11,480
36th	POUND RIDGE [PSLD]	10,013
37th	NORTH SALEM [AT]	9,275
38th	PURCHASE [AO]	3,999

## CHILDREN'S BOOK CIRCULATION PER VOLUME

### ALPHABETICAL ORDER

ARDSLEY* [PV]	1.27
BEDFORD [AO]	0.66
BEDFORD HILLS [AO]	1.00
BRIARCLIFF* [PV]	1.70
BRONXVILLE* [PV]	1.71
CHAPPAQUA* [PSD]	2.59
CROTON [AO]	1.66
DOBBS FERRY* [PV]	1.12
EASTCHESTER [PT]	2.35
GREENBURGH [PSLD]	3.64
HARRISON [PT]	2.20
HASTINGS* [PV]	1.86
IRVINGTON* [PV]	1.60
KATONAH [AO]	1.93
LARCHMONT* [PO]	3.70
LEWISBORO [AT]	1.56
MAMARONECK* [PSLD]	2.03
MONTROSE* [ASD]	1.17
MOUNT KISCO* [PV]	1.34
MOUNT PLEASANT [PO]	3.39
MOUNT VERNON [PSD]	0.56
NEW ROCHELLE* [PSD]	1.23
NORTH CASTLE (ARMONK) [PT]	1.54
NORTH SALEM [AT]	0.69
OSSINING* [PSD]	1.40
PEEKSKILL [ACi]	1.07
PELHAM [PT]	2.28
PORT CHESTER-RYE BROOK* [AO]	2.65
POUND RIDGE [PSLD]	0.89
PURCHASE [AO]	1.01
RYE [ACi]	2.87
SCARSDALE* [PV]	4.76
SOMERS [PT]	1.34
TARRYTOWN* [PV]	1.90
TUCKAHOE [PV]	0.74
WHITE PLAINS* [PCi]	1.92
YONKERS [PCi]	2.03
YORKTOWN (SHRUB OAK) [PT]	3.62

**COUNTY AVERAGE** 1.87  
**TOTAL-BASED AVERAGE** 1.93

### RANK ORDER

1st	SCARSDALE* [PV]	4.76
2nd	LARCHMONT* [PO]	3.70
3rd	GREENBURGH [PSLD]	3.64
4th	YORKTOWN (SHRUB OAK) [PT]	3.62
5th	MOUNT PLEASANT [PO]	3.39
6th	RYE [ACi]	2.87
7th	PORT CHESTER-RYE BROOK* [AO]	2.65
8th	CHAPPAQUA* [PSD]	2.59
9th	EASTCHESTER [PT]	2.35
10th	PELHAM [PT]	2.28
11th	HARRISON [PT]	2.20
12th	YONKERS [PCi]	2.03
13th	MAMARONECK* [PSLD]	2.03
14th	KATONAH [AO]	1.93
15th	WHITE PLAINS* [PCi]	1.92
16th	TARRYTOWN* [PV]	1.90
17th	HASTINGS* [PV]	1.86
18th	BRONXVILLE* [PV]	1.71
19th	BRIARCLIFF* [PV]	1.70
20th	CROTON [AO]	1.66
21st	IRVINGTON* [PV]	1.60
22nd	LEWISBORO [AT]	1.56
23rd	NORTH CASTLE (ARMONK) [PT]	1.54
24th	OSSINING* [PSD]	1.40
25th	MOUNT KISCO* [PV]	1.34
26th	SOMERS [PT]	1.34
27th	ARDSLEY* [PV]	1.27
28th	NEW ROCHELLE* [PSD]	1.23
29th	MONTROSE* [ASD]	1.17
30th	DOBBS FERRY* [PV]	1.12
31st	PEEKSKILL [ACi]	1.07
32nd	PURCHASE [AO]	1.01
33rd	BEDFORD HILLS [AO]	1.00
34th	POUND RIDGE [PSLD]	0.89
35th	TUCKAHOE [PV]	0.74
36th	NORTH SALEM [AT]	0.69
37th	BEDFORD [AO]	0.66
38th	MOUNT VERNON [PSD]	0.56

## NON-BOOK MATERIAL CIRCULATION

(includes magazines & other non-book print materials; audiobooks, CDs, DVDs, laptops, etc.)

### ALPHABETICAL ORDER

ARDSLEY* [PV]	24,638
BEDFORD [AO]	11,484
BEDFORD HILLS [AO]	14,552
BRIARCLIFF* [PV]	22,059
BRONXVILLE* [PV]	29,885
CHAPPAQUA* [PSD]	69,126
CROTON [AO]	24,537
DOBBS FERRY* [PV]	14,257
EASTCHESTER [PT]	39,203
GREENBURGH [PSLD]	114,553
HARRISON [PT]	49,562
HASTINGS* [PV]	34,635
IRVINGTON* [PV]	15,525
KATONAH [AO]	29,176
LARCHMONT* [PO]	78,541
LEWISBORO [AT]	21,586
MAMARONECK* [PSLD]	47,009
MONTROSE* [ASD]	37,197
MOUNT KISCO* [PV]	34,878
MOUNT PLEASANT [PO]	85,678
MOUNT VERNON [PSD]	64,534
NEW ROCHELLE* [PSD]	78,002
NORTH CASTLE (ARMONK) [PT]	28,780
NORTH SALEM [AT]	9,145
OSSINING* [PSD]	57,144
PEEKSKILL [ACi]	43,672
PELHAM [PT]	17,766
PORT CHESTER-RYE BROOK* [AO]	14,631
POUND RIDGE [PSLD]	11,286
PURCHASE [AO]	6,261
RYE [ACi]	42,600
SCARSDALE* [PV]	74,405
SOMERS [PT]	29,976
TARRYTOWN* [PV]	45,504
TUCKAHOE [PV]	11,416
WHITE PLAINS* [PCi]	190,987
YONKERS [PCi]	238,963
YORKTOWN (SHRUB OAK) [PT]	107,790

### RANK ORDER

1st	YONKERS [PCi]	238,963
2nd	WHITE PLAINS* [PCi]	190,987
3rd	GREENBURGH [PSLD]	114,553
4th	YORKTOWN (SHRUB OAK) [PT]	107,790
5th	MOUNT PLEASANT [PO]	85,678
6th	LARCHMONT* [PO]	78,541
7th	NEW ROCHELLE* [PSD]	78,002
8th	SCARSDALE* [PV]	74,405
9th	CHAPPAQUA* [PSD]	69,126
10th	MOUNT VERNON [PSD]	64,534
11th	OSSINING* [PSD]	57,144
12th	HARRISON [PT]	49,562
13th	MAMARONECK* [PSLD]	47,009
14th	TARRYTOWN* [PV]	45,504
15th	PEEKSKILL [ACi]	43,672
16th	RYE [ACi]	42,600
17th	EASTCHESTER [PT]	39,203
18th	MONTROSE* [ASD]	37,197
19th	MOUNT KISCO* [PV]	34,878
20th	HASTINGS* [PV]	34,635
21st	SOMERS [PT]	29,976
22nd	BRONXVILLE* [PV]	29,885
23rd	KATONAH [AO]	29,176
24th	NORTH CASTLE (ARMONK) [PT]	28,780
25th	ARDSLEY* [PV]	24,638
26th	CROTON [AO]	24,537
27th	BRIARCLIFF* [PV]	22,059
28th	LEWISBORO [AT]	21,586
29th	PELHAM [PT]	17,766
30th	IRVINGTON* [PV]	15,525
31st	PORT CHESTER-RYE BROOK* [AO]	14,631
32nd	BEDFORD HILLS [AO]	14,552
33rd	DOBBS FERRY* [PV]	14,257
34th	BEDFORD [AO]	11,484
35th	TUCKAHOE [PV]	11,416
36th	POUND RIDGE [PSLD]	11,286
37th	NORTH SALEM [AT]	9,145
38th	PURCHASE [AO]	6,261

**COUNTY TOTAL 1,870,943**

## ELECTRONIC MATERIAL CIRCULATION

(includes e-books, downloadable audio and downloadable video with limited use)

### ALPHABETICAL ORDER

ARDSLEY* [PV]	2,594
BEDFORD [AO]	4,700
BEDFORD HILLS [AO]	2,891
BRIARCLIFF* [PV]	7,376
BRONXVILLE* [PV]	5,012
CHAPPAQUA* [PSD]	26,279
CROTON [AO]	9,069
DOBBS FERRY* [PV]	4,594
EASTCHESTER [PT]	13,719
GREENBURGH [PSLD]	37,506
HARRISON [PT]	13,045
HASTINGS* [PV]	3,300
IRVINGTON* [PV]	4,201
KATONAH [AO]	7,067
LARCHMONT* [PO]	17,336
LEWISBORO [AT]	13,089
MAMARONECK* [PSLD]	8,763
MONTROSE* [ASD]	10,905
MOUNT KISCO* [PV]	14,872
MOUNT PLEASANT [PO]	30,140
MOUNT VERNON [PSD]	5,210
NEW ROCHELLE* [PSD]	19,825
NORTH CASTLE (ARMONK) [PT]	12,291
NORTH SALEM [AT]	4,338
OSSINING* [PSD]	17,921
PEEKSKILL [ACi]	8,903
PELHAM [PT]	9,554
PORT CHESTER-RYE BROOK* [AO]	6,029
POUND RIDGE [PSLD]	4,637
PURCHASE [AO]	1,404
RYE [ACi]	19,013
SCARSDALE* [PV]	23,078
SOMERS [PT]	17,260
TARRYTOWN* [PV]	10,952
TUCKAHOE [PV]	4,071
WHITE PLAINS* [PCi]	31,866
YONKERS [PCi]	47,861
YORKTOWN (SHRUB OAK) [PT]	36,715

**COUNTY TOTAL 517,386**

### RANK ORDER

1st	YONKERS [PCi]	47,861
2nd	GREENBURGH [PSLD]	37,506
3rd	YORKTOWN (SHRUB OAK) [PT]	36,715
4th	WHITE PLAINS* [PCi]	31,866
5th	MOUNT PLEASANT [PO]	30,140
6th	CHAPPAQUA* [PSD]	26,279
7th	SCARSDALE* [PV]	23,078
8th	NEW ROCHELLE* [PSD]	19,825
9th	RYE [ACi]	19,013
10th	OSSINING* [PSD]	17,921
11th	LARCHMONT* [PO]	17,336
12th	SOMERS [PT]	17,260
13th	MOUNT KISCO* [PV]	14,872
14th	EASTCHESTER [PT]	13,719
15th	LEWISBORO [AT]	13,089
16th	HARRISON [PT]	13,045
17th	NORTH CASTLE (ARMONK) [PT]	12,291
18th	TARRYTOWN* [PV]	10,952
19th	MONTROSE* [ASD]	10,905
20th	PELHAM [PT]	9,554
21st	CROTON [AO]	9,069
22nd	PEEKSKILL [ACi]	8,903
23rd	MAMARONECK* [PSLD]	8,763
24th	BRIARCLIFF* [PV]	7,376
25th	KATONAH [AO]	7,067
26th	PORT CHESTER-RYE BROOK* [AO]	6,029
27th	MOUNT VERNON [PSD]	5,210
28th	BRONXVILLE* [PV]	5,012
29th	BEDFORD [AO]	4,700
30th	POUND RIDGE [PSLD]	4,637
31st	DOBBS FERRY* [PV]	4,594
32nd	NORTH SALEM [AT]	4,338
33rd	IRVINGTON* [PV]	4,201
34th	TUCKAHOE [PV]	4,071
35th	HASTINGS* [PV]	3,300
36th	BEDFORD HILLS [AO]	2,891
37th	ARDSLEY* [PV]	2,594
38th	PURCHASE [AO]	1,404

## PERCENTAGE OF CIRCULATION WHICH IS NON-BOOK

### ALPHABETICAL ORDER

ARDSLEY* [PV]	28.92%
BEDFORD [AO]	36.66%
BEDFORD HILLS [AO]	37.51%
BRIARCLIFF* [PV]	36.12%
BRONXVILLE* [PV]	27.41%
CHAPPAQUA* [PSD]	31.57%
CROTON [AO]	27.93%
DOBBS FERRY* [PV]	31.74%
EASTCHESTER [PT]	27.07%
GREENBURGH [PSLD]	38.16%
HARRISON [PT]	33.25%
HASTINGS* [PV]	31.95%
IRVINGTON* [PV]	22.15%
KATONAH [AO]	29.49%
LARCHMONT* [PO]	32.46%
LEWISBORO [AT]	41.22%
MAMARONECK* [PSLD]	32.31%
MONTROSE* [ASD]	35.49%
MOUNT KISCO* [PV]	40.40%
MOUNT PLEASANT [PO]	36.70%
MOUNT VERNON [PSD]	46.33%
NEW ROCHELLE* [PSD]	34.07%
NORTH CASTLE (ARMONK) [PT]	33.76%
NORTH SALEM [AT]	37.13%
OSSINING* [PSD]	35.46%
PEEKSKILL [ACi]	45.20%
PELHAM [PT]	30.84%
PORT CHESTER-RYE BROOK* [AO]	16.22%
POUND RIDGE [PSLD]	42.27%
PURCHASE [AO]	41.04%
RYE [ACi]	36.42%
SCARSDALE* [PV]	27.23%
SOMERS [PT]	36.62%
TARRYTOWN* [PV]	32.14%
TUCKAHOE [PV]	34.00%
WHITE PLAINS* [PCi]	41.59%
YONKERS [PCi]	42.56%
YORKTOWN (SHRUB OAK) [PT]	35.73%

**COUNTY AVERAGE** 34.40%  
**TOTAL-BASED AVERAGE** 27.50%

### RANK ORDER

1st	MOUNT VERNON [PSD]	42.87%
2nd	PEEKSKILL [ACi]	37.55%
3rd	WHITE PLAINS* [PCi]	35.64%
4th	YONKERS [PCi]	35.46%
5th	PURCHASE [AO]	33.52%
6th	BEDFORD HILLS [AO]	31.29%
7th	POUND RIDGE [PSLD]	29.96%
8th	HASTINGS* [PV]	29.17%
9th	GREENBURGH [PSLD]	28.75%
10th	MOUNT KISCO* [PV]	28.32%
11th	MONTROSE* [ASD]	27.45%
12th	MAMARONECK* [PSLD]	27.23%
13th	NEW ROCHELLE* [PSD]	27.17%
14th	MOUNT PLEASANT [PO]	27.15%
15th	BRIARCLIFF* [PV]	27.07%
16th	OSSINING* [PSD]	26.99%
17th	YORKTOWN (SHRUB OAK) [PT]	26.65%
18th	LARCHMONT* [PO]	26.59%
19th	HARRISON [PT]	26.32%
20th	ARDSLEY* [PV]	26.17%
21st	BEDFORD [AO]	26.01%
22nd	TARRYTOWN* [PV]	25.90%
23rd	LEWISBORO [AT]	25.66%
24th	NORTH SALEM [AT]	25.18%
25th	RYE [ACi]	25.18%
26th	TUCKAHOE [PV]	25.06%
27th	DOBBS FERRY* [PV]	24.00%
28th	KATONAH [AO]	23.74%
29th	NORTH CASTLE (ARMONK) [PT]	23.66%
30th	BRONXVILLE* [PV]	23.47%
31st	SOMERS [PT]	23.24%
32nd	CHAPPAQUA* [PSD]	22.88%
33rd	SCARSDALE* [PV]	20.78%
34th	CROTON [AO]	20.39%
35th	PELHAM [PT]	20.06%
36th	EASTCHESTER [PT]	20.05%
37th	IRVINGTON* [PV]	17.43%
38th	PORT CHESTER-RYE BROOK* [AO]	11.49%

## USE OF DATABASE INFORMATION

(includes use of databases with an unlimited period of use)

### ALPHABETICAL ORDER

ARDSLEY* [PV]	739
BEDFORD [AO]	4,025
BEDFORD HILLS [AO]	2,985
BRIARCLIFF* [PV]	14,380
BRONXVILLE* [PV]	1,280
CHAPPAQUA* [PSD]	32,368
CROTON [AO]	6,061
DOBBS FERRY* [PV]	3,484
EASTCHESTER [PT]	4,838
GREENBURGH [PSLD]	31,222
HARRISON [PT]	16,537
HASTINGS* [PV]	1,001
IRVINGTON* [PV]	4,732
KATONAH [AO]	2,896
LARCHMONT* [PO]	62,548
LEWISBORO [AT]	11,680
MAMARONECK* [PSLD]	4,858
MONTROSE* [ASD]	2,901
MOUNT KISCO* [PV]	1,800
MOUNT PLEASANT [PO]	51,762
MOUNT VERNON [PSD]	116,027
NEW ROCHELLE* [PSD]	4,711
NORTH CASTLE (ARMONK) [PT]	51,330
NORTH SALEM [AT]	1,146
OSSINING* [PSD]	5,144
PEEKSKILL [ACi]	5,978
PELHAM [PT]	6,585
PORT CHESTER-RYE BROOK* [AO]	1,796
POUND RIDGE [PSLD]	784
PURCHASE [AO]	7,615
RYE [ACi]	9,809
SCARSDALE* [PV]	14,363
SOMERS [PT]	4,069
TARRYTOWN* [PV]	3,416
TUCKAHOE [PV]	2,590
WHITE PLAINS* [PCi]	14,414
YONKERS [PCi]	30,512
YORKTOWN (SHRUB OAK) [PT]	25,126

**COUNTY TOTAL 567,512**

### RANK ORDER

1st	MOUNT VERNON [PSD]	116,027
2nd	LARCHMONT* [PO]	62,548
3rd	MOUNT PLEASANT [PO]	51,762
4th	NORTH CASTLE (ARMONK) [PT]	51,330
5th	CHAPPAQUA* [PSD]	32,368
6th	GREENBURGH [PSLD]	31,222
7th	YONKERS [PCi]	30,512
8th	YORKTOWN (SHRUB OAK) [PT]	25,126
9th	HARRISON [PT]	16,537
10th	WHITE PLAINS* [PCi]	14,414
11th	BRIARCLIFF* [PV]	14,380
12th	SCARSDALE* [PV]	14,363
13th	LEWISBORO [AT]	11,680
14th	RYE [ACi]	9,809
15th	PURCHASE [AO]	7,615
16th	PELHAM [PT]	6,585
17th	CROTON [AO]	6,061
18th	PEEKSKILL [ACi]	5,978
19th	OSSINING* [PSD]	5,144
20th	MAMARONECK* [PSLD]	4,858
21st	EASTCHESTER [PT]	4,838
22nd	IRVINGTON* [PV]	4,732
23rd	NEW ROCHELLE* [PSD]	4,711
24th	SOMERS [PT]	4,069
25th	BEDFORD [AO]	4,025
26th	DOBBS FERRY* [PV]	3,484
27th	TARRYTOWN* [PV]	3,416
28th	BEDFORD HILLS [AO]	2,985
29th	MONTROSE* [ASD]	2,901
30th	KATONAH [AO]	2,896
31st	TUCKAHOE [PV]	2,590
32nd	MOUNT KISCO* [PV]	1,800
33rd	PORT CHESTER-RYE BROOK* [AO]	1,796
34th	BRONXVILLE* [PV]	1,280
35th	NORTH SALEM [AT]	1,146
36th	HASTINGS* [PV]	1,001
37th	POUND RIDGE [PSLD]	784
38th	ARDSLEY* [PV]	739



## MATERIALS PROVIDED ON INTERLIBRARY LOAN

(includes items sent via intra-library loan/delivery to fill another WLS library's hold)

### ALPHABETICAL ORDER

ARDSLEY* [PV]	12,341
BEDFORD [AO]	11,680
BEDFORD HILLS [AO]	7,451
BRIARCLIFF* [PV]	16,596
BRONXVILLE* [PV]	18,798
CHAPPAQUA* [PSD]	44,252
CROTON [AO]	21,568
DOBBS FERRY* [PV]	11,781
EASTCHESTER [PT]	19,476
GREENBURGH [PSLD]	44,085
HARRISON [PT]	28,657
HASTINGS* [PV]	14,378
IRVINGTON* [PV]	16,181
KATONAH [AO]	17,425
LARCHMONT* [PO]	31,721
LEWISBORO [AT]	12,372
MAMARONECK* [PSLD]	26,860
MONTROSE* [ASD]	21,829
MOUNT KISCO* [PV]	17,774
MOUNT PLEASANT [PO]	48,015
MOUNT VERNON [PSD]	46,134
NEW ROCHELLE* [PSD]	46,893
NORTH CASTLE (ARMONK) [PT]	24,916
NORTH SALEM [AT]	7,830
OSSINING* [PSD]	26,629
PEEKSKILL [ACi]	21,465
PELHAM [PT]	11,572
PORT CHESTER-RYE BROOK* [AO]	17,608
POUND RIDGE [PSLD]	7,501
PURCHASE [AO]	4,705
RYE [ACi]	22,141
SCARSDALE* [PV]	23,128
SOMERS [PT]	18,117
TARRYTOWN* [PV]	29,527
TUCKAHOE [PV]	11,928
WHITE PLAINS* [PCi]	68,761
YONKERS [PCi]	92,775
YORKTOWN (SHRUB OAK) [PT]	31,693

### RANK ORDER

1st	YONKERS [PCi]	92,775
2nd	WHITE PLAINS* [PCi]	68,761
3rd	MOUNT PLEASANT [PO]	48,015
4th	NEW ROCHELLE* [PSD]	46,893
5th	MOUNT VERNON [PSD]	46,134
6th	CHAPPAQUA* [PSD]	44,252
7th	GREENBURGH [PSLD]	44,085
8th	LARCHMONT* [PO]	31,721
9th	YORKTOWN (SHRUB OAK) [PT]	31,693
10th	TARRYTOWN* [PV]	29,527
11th	HARRISON [PT]	28,657
12th	MAMARONECK* [PSLD]	26,860
13th	OSSINING* [PSD]	26,629
14th	NORTH CASTLE (ARMONK) [PT]	24,916
15th	SCARSDALE* [PV]	23,128
16th	RYE [ACi]	22,141
17th	MONTROSE* [ASD]	21,829
18th	CROTON [AO]	21,568
19th	PEEKSKILL [ACi]	21,465
20th	EASTCHESTER [PT]	19,476
21st	BRONXVILLE* [PV]	18,798
22nd	SOMERS [PT]	18,117
23rd	MOUNT KISCO* [PV]	17,774
24th	PORT CHESTER-RYE BROOK* [AO]	17,608
25th	KATONAH [AO]	17,425
26th	BRIARCLIFF* [PV]	16,596
27th	IRVINGTON* [PV]	16,181
28th	HASTINGS* [PV]	14,378
29th	LEWISBORO [AT]	12,372
30th	ARDSLEY* [PV]	12,341
31st	TUCKAHOE [PV]	11,928
32nd	DOBBS FERRY* [PV]	11,781
33rd	BEDFORD [AO]	11,680
34th	PELHAM [PT]	11,572
35th	NORTH SALEM [AT]	7,830
36th	POUND RIDGE [PSLD]	7,501
37th	BEDFORD HILLS [AO]	7,451
38th	PURCHASE [AO]	4,705

**COUNTY TOTAL 956,563**

## MATERIALS RECEIVED ON INTERLIBRARY LOAN<sup>5</sup>

### ALPHABETICAL ORDER

ARDSLEY* [PV]	19,277
BEDFORD [AO]	7,995
BEDFORD HILLS [AO]	7,974
BRIARCLIFF* [PV]	20,049
BRONXVILLE* [PV]	15,221
CHAPPAQUA* [PSD]	37,784
CROTON [AO]	23,621
DOBBS FERRY* [PV]	14,195
EASTCHESTER [PT]	15,864
GREENBURGH [PSLD]	44,726
HARRISON [PT]	26,581
HASTINGS* [PV]	28,206
IRVINGTON* [PV]	16,621
KATONAH [AO]	20,436
LARCHMONT* [PO]	49,301
LEWISBORO [AT]	15,536
MAMARONECK* [PSLD]	27,447
MONTROSE* [ASD]	23,973
MOUNT KISCO* [PV]	13,999
MOUNT PLEASANT [PO]	34,721
MOUNT VERNON [PSD]	14,539
NEW ROCHELLE* [PSD]	13,951
NORTH CASTLE (ARMONK) [PT]	14,878
NORTH SALEM [AT]	8,336
OSSINING* [PSD]	32,351
PEEKSKILL [ACi]	16,899
PELHAM [PT]	19,208
PORT CHESTER-RYE BROOK* [AO]	17,239
POUND RIDGE [PSLD]	6,897
PURCHASE [AO]	4,986
RYE [ACi]	26,666
SCARSDALE* [PV]	46,126
SOMERS [PT]	24,326
TARRYTOWN* [PV]	23,119
TUCKAHOE [PV]	7,497
WHITE PLAINS* [PCi]	61,921
YONKERS [PCi]	73,482
YORKTOWN (SHRUB OAK) [PT]	56,549

### RANK ORDER

1st	YONKERS [PCi]	73,482
2nd	WHITE PLAINS* [PCi]	61,921
3rd	YORKTOWN (SHRUB OAK) [PT]	56,549
4th	LARCHMONT* [PO]	49,301
5th	SCARSDALE* [PV]	46,126
6th	GREENBURGH [PSLD]	44,726
7th	CHAPPAQUA* [PSD]	37,784
8th	MOUNT PLEASANT [PO]	34,721
9th	OSSINING* [PSD]	32,351
10th	HASTINGS* [PV]	28,206
11th	MAMARONECK* [PSLD]	27,447
12th	RYE [ACi]	26,666
13th	HARRISON [PT]	26,581
14th	SOMERS [PT]	24,326
15th	MONTROSE* [ASD]	23,973
16th	CROTON [AO]	23,621
17th	TARRYTOWN* [PV]	23,119
18th	KATONAH [AO]	20,436
19th	BRIARCLIFF* [PV]	20,049
20th	ARDSLEY* [PV]	19,277
21st	PELHAM [PT]	19,208
22nd	PORT CHESTER-RYE BROOK* [AO]	17,239
23rd	PEEKSKILL [ACi]	16,899
24th	IRVINGTON* [PV]	16,621
25th	EASTCHESTER [PT]	15,864
26th	LEWISBORO [AT]	15,536
27th	BRONXVILLE* [PV]	15,221
28th	NORTH CASTLE (ARMONK) [PT]	14,878
29th	MOUNT VERNON [PSD]	14,539
30th	DOBBS FERRY* [PV]	14,195
31st	MOUNT KISCO* [PV]	13,999
32nd	NEW ROCHELLE* [PSD]	13,951
33rd	NORTH SALEM [AT]	8,336
34th	BEDFORD [AO]	7,995
35th	BEDFORD HILLS [AO]	7,974
36th	TUCKAHOE [PV]	7,497
37th	POUND RIDGE [PSLD]	6,897
38th	PURCHASE [AO]	4,986

**COUNTY TOTAL 932,497**

5) These materials also include items not owned by the libraries in Westchester.

## REFERENCE TRANSACTIONS

### ALPHABETICAL ORDER

ARDSLEY* [PV]	10,110
BEDFORD [AO]	9,945
BEDFORD HILLS [AO]	6,578
BRIARCLIFF* [PV]	10,738
BRONXVILLE* [PV]	24,379
CHAPPAQUA* [PSD]	51,341
CROTON [AO]	16,027
DOBBS FERRY* [PV]	20,796
EASTCHESTER [PT]	14,095
GREENBURGH [PSLD]	43,019
HARRISON [PT]	45,195
HASTINGS* [PV]	5,900
IRVINGTON* [PV]	12,500
KATONAH [AO]	31,980
LARCHMONT* [PO]	53,636
LEWISBORO [AT]	3,394
MAMARONECK* [PSLD]	53,124
MONTROSE* [ASD]	16,967
MOUNT KISCO* [PV]	20,055
MOUNT PLEASANT [PO]	39,990
MOUNT VERNON [PSD]	41,294
NEW ROCHELLE* [PSD]	143,919
NORTH CASTLE (ARMONK) [PT]	24,334
NORTH SALEM [AT]	2,960
OSSINING* [PSD]	48,061
PEEKSKILL [ACi]	11,942
PELHAM [PT]	11,349
PORT CHESTER-RYE BROOK* [AO]	62,001
POUND RIDGE [PSLD]	3,750
PURCHASE [AO]	5,500
RYE [ACi]	36,463
SCARSDALE* [PV]	54,873
SOMERS [PT]	23,996
TARRYTOWN* [PV]	16,804
TUCKAHOE [PV]	25,961
WHITE PLAINS* [PCi]	99,192
YONKERS [PCi]	355,438
YORKTOWN (SHRUB OAK) [PT]	31,175

**COUNTY TOTAL 1,488,781**

### RANK ORDER

1st	YONKERS [PCi]	355,438
2nd	NEW ROCHELLE* [PSD]	143,919
3rd	WHITE PLAINS* [PCi]	99,192
4th	PORT CHESTER-RYE BROOK* [AO]	62,001
5th	SCARSDALE* [PV]	54,873
6th	LARCHMONT* [PO]	53,636
7th	MAMARONECK* [PSLD]	53,124
8th	CHAPPAQUA* [PSD]	51,341
9th	OSSINING* [PSD]	48,061
10th	HARRISON [PT]	45,195
11th	GREENBURGH [PSLD]	43,019
12th	MOUNT VERNON [PSD]	41,294
13th	MOUNT PLEASANT [PO]	39,990
14th	RYE [ACi]	36,463
15th	KATONAH [AO]	31,980
16th	YORKTOWN (SHRUB OAK) [PT]	31,175
17th	TUCKAHOE [PV]	25,961
18th	BRONXVILLE* [PV]	24,379
19th	NORTH CASTLE (ARMONK) [PT]	24,334
20th	SOMERS [PT]	23,996
21st	DOBBS FERRY* [PV]	20,796
22nd	MOUNT KISCO* [PV]	20,055
23rd	MONTROSE* [ASD]	16,967
24th	TARRYTOWN* [PV]	16,804
25th	CROTON [AO]	16,027
26th	EASTCHESTER [PT]	14,095
27th	IRVINGTON* [PV]	12,500
28th	PEEKSKILL [ACi]	11,942
29th	PELHAM [PT]	11,349
30th	BRIARCLIFF* [PV]	10,738
31st	ARDSLEY* [PV]	10,110
32nd	BEDFORD [AO]	9,945
33rd	BEDFORD HILLS [AO]	6,578
34th	HASTINGS* [PV]	5,900
35th	PURCHASE [AO]	5,500
36th	POUND RIDGE [PSLD]	3,750
37th	LEWISBORO [AT]	3,394
38th	NORTH SALEM [AT]	2,960

**LIBRARY MATERIALS** (includes cataloged books,  
other non-book print materials, electronic materials & all other materials)

**ALPHABETICAL ORDER**

ARDSLEY* [PV]	94,358
BEDFORD [AO]	82,906
BEDFORD HILLS [AO]	70,562
BRIARCLIFF* [PV]	71,366
BRONXVILLE* [PV]	105,071
CHAPPAQUA* [PSD]	150,660
CROTON [AO]	116,243
DOBBS FERRY* [PV]	80,091
EASTCHESTER [PT]	125,507
GREENBURGH [PSLD]	165,792
HARRISON [PT]	134,237
HASTINGS* [PV]	95,378
IRVINGTON* [PV]	97,481
KATONAH [AO]	98,604
LARCHMONT* [PO]	133,087
LEWISBORO [AT]	78,460
MAMARONECK* [PSLD]	119,947
MONTROSE* [ASD]	113,279
MOUNT KISCO* [PV]	107,908
MOUNT PLEASANT [PO]	141,453
MOUNT VERNON [PSD]	373,820
NEW ROCHELLE* [PSD]	307,293
NORTH CASTLE (ARMONK) [PT]	116,779
NORTH SALEM [AT]	71,175
OSSINING* [PSD]	156,480
PEEKSKILL [ACi]	142,059
PELHAM [PT]	74,135
PORT CHESTER-RYE BROOK* [AO]	102,480
POUND RIDGE [PSLD]	70,718
PURCHASE [AO]	43,768
RYE [ACi]	91,217
SCARSDALE* [PV]	126,282
SOMERS [PT]	103,935
TARRYTOWN* [PV]	127,440
TUCKAHOE [PV]	83,012
WHITE PLAINS* [PCi]	376,086
YONKERS [PCi]	398,140
YORKTOWN (SHRUB OAK) [PT]	141,019

**RANK ORDER**

1st	YONKERS [PCi]	398,140
2nd	WHITE PLAINS* [PCi]	376,086
3rd	MOUNT VERNON [PSD]	373,820
4th	NEW ROCHELLE* [PSD]	307,293
5th	GREENBURGH [PSLD]	165,792
6th	OSSINING* [PSD]	156,480
7th	CHAPPAQUA* [PSD]	150,660
8th	PEEKSKILL [ACi]	142,059
9th	MOUNT PLEASANT [PO]	141,453
10th	YORKTOWN (SHRUB OAK) [PT]	141,019
11th	HARRISON [PT]	134,237
12th	LARCHMONT* [PO]	133,087
13th	TARRYTOWN* [PV]	127,440
14th	SCARSDALE* [PV]	126,282
15th	EASTCHESTER [PT]	125,507
16th	MAMARONECK* [PSLD]	119,947
17th	NORTH CASTLE (ARMONK) [PT]	116,779
18th	CROTON [AO]	116,243
19th	MONTROSE* [ASD]	113,279
20th	MOUNT KISCO* [PV]	107,908
21st	BRONXVILLE* [PV]	105,071
22nd	SOMERS [PT]	103,935
23rd	PORT CHESTER-RYE BROOK* [AO]	102,480
24th	KATONAH [AO]	98,604
25th	IRVINGTON* [PV]	97,481
26th	HASTINGS* [PV]	95,378
27th	ARDSLEY* [PV]	94,358
28th	RYE [ACi]	91,217
29th	TUCKAHOE [PV]	83,012
30th	BEDFORD [AO]	82,906
31st	DOBBS FERRY* [PV]	80,091
32nd	LEWISBORO [AT]	78,460
33rd	PELHAM [PT]	74,135
34th	BRIARCLIFF* [PV]	71,366
35th	NORTH SALEM [AT]	71,175
36th	POUND RIDGE [PSLD]	70,718
37th	BEDFORD HILLS [AO]	70,562
38th	PURCHASE [AO]	43,768

**COUNTY TOTAL 5,088,228**

## BOOK STOCK

### ALPHABETICAL ORDER

ARDSLEY* [PV]	54,231
BEDFORD [AO]	43,543
BEDFORD HILLS [AO]	35,063
BRIARCLIFF* [PV]	32,056
BRONXVILLE* [PV]	64,995
CHAPPAQUA* [PSD]	95,598
CROTON [AO]	73,857
DOBBS FERRY* [PV]	40,637
EASTCHESTER [PT]	81,741
GREENBURGH [PSLD]	87,842
HARRISON [PT]	75,821
HASTINGS* [PV]	54,823
IRVINGTON* [PV]	60,095
KATONAH [AO]	58,485
LARCHMONT* [PO]	79,419
LEWISBORO [AT]	37,587
MAMARONECK* [PSLD]	74,348
MONTROSE* [ASD]	67,742
MOUNT KISCO* [PV]	65,877
MOUNT PLEASANT [PO]	80,332
MOUNT VERNON [PSD]	293,554
NEW ROCHELLE* [PSD]	224,182
NORTH CASTLE (ARMONK) [PT]	58,339
NORTH SALEM [AT]	34,497
OSSINING* [PSD]	102,593
PEEKSKILL [ACi]	79,320
PELHAM [PT]	34,929
PORT CHESTER-RYE BROOK* [AO]	66,156
POUND RIDGE [PSLD]	32,981
PURCHASE [AO]	8,074
RYE [ACi]	44,830
SCARSDALE* [PV]	77,812
SOMERS [PT]	59,804
TARRYTOWN* [PV]	78,710
TUCKAHOE [PV]	46,565
WHITE PLAINS* [PCi]	209,078
YONKERS [PCi]	265,357
YORKTOWN (SHRUB OAK) [PT]	83,238

**COUNTY TOTAL 3,064,111**

### RANK ORDER

1st	MOUNT VERNON [PSD]	293,554
2nd	YONKERS [PCi]	265,357
3rd	NEW ROCHELLE* [PSD]	224,182
4th	WHITE PLAINS* [PCi]	209,078
5th	OSSINING* [PSD]	102,593
6th	CHAPPAQUA* [PSD]	95,598
7th	GREENBURGH [PSLD]	87,842
8th	YORKTOWN (SHRUB OAK) [PT]	83,238
9th	EASTCHESTER [PT]	81,741
10th	MOUNT PLEASANT [PO]	80,332
11th	LARCHMONT* [PO]	79,419
12th	PEEKSKILL [ACi]	79,320
13th	TARRYTOWN* [PV]	78,710
14th	SCARSDALE* [PV]	77,812
15th	HARRISON [PT]	75,821
16th	MAMARONECK* [PSLD]	74,348
17th	CROTON [AO]	73,857
18th	MONTROSE* [ASD]	67,742
19th	PORT CHESTER-RYE BROOK* [AO]	66,156
20th	MOUNT KISCO* [PV]	65,877
21st	BRONXVILLE* [PV]	64,995
22nd	IRVINGTON* [PV]	60,095
23rd	SOMERS [PT]	59,804
24th	KATONAH [AO]	58,485
25th	NORTH CASTLE (ARMONK) [PT]	58,339
26th	HASTINGS* [PV]	54,823
27th	ARDSLEY* [PV]	54,231
28th	TUCKAHOE [PV]	46,565
29th	RYE [ACi]	44,830
30th	BEDFORD [AO]	43,543
31st	DOBBS FERRY* [PV]	40,637
32nd	LEWISBORO [AT]	37,587
33rd	BEDFORD HILLS [AO]	35,063
34th	PELHAM [PT]	34,929
35th	NORTH SALEM [AT]	34,497
36th	POUND RIDGE [PSLD]	32,981
37th	BRIARCLIFF* [PV]	32,056
38th	PURCHASE [AO]	8,074

## ADDITIONS TO BOOK STOCK

### ALPHABETICAL ORDER

ARDSLEY* [PV]	1,823
BEDFORD [AO]	1,717
BEDFORD HILLS [AO]	1,538
BRIARCLIFF* [PV]	2,106
BRONXVILLE* [PV]	3,410
CHAPPAQUA* [PSD]	5,591
CROTON [AO]	4,036
DOBBS FERRY* [PV]	1,874
EASTCHESTER [PT]	4,687
GREENBURGH [PSLD]	7,981
HARRISON [PT]	6,702
HASTINGS* [PV]	2,335
IRVINGTON* [PV]	2,902
KATONAH [AO]	3,510
LARCHMONT* [PO]	6,593
LEWISBORO [AT]	2,002
MAMARONECK* [PSLD]	5,817
MONTROSE* [ASD]	3,229
MOUNT KISCO* [PV]	3,153
MOUNT PLEASANT [PO]	7,944
MOUNT VERNON [PSD]	7,978
NEW ROCHELLE* [PSD]	10,513
NORTH CASTLE (ARMONK) [PT]	5,378
NORTH SALEM [AT]	971
OSSINING* [PSD]	13,888
PEEKSKILL [ACi]	4,403
PELHAM [PT]	2,352
PORT CHESTER-RYE BROOK* [AO]	4,514
POUND RIDGE [PSLD]	1,478
PURCHASE [AO]	632
RYE [ACi]	5,044
SCARSDALE* [PV]	4,862
SOMERS [PT]	4,207
TARRYTOWN* [PV]	5,031
TUCKAHOE [PV]	2,110
WHITE PLAINS* [PCi]	15,619
YONKERS [PCi]	23,025
YORKTOWN (SHRUB OAK) [PT]	7,204

**COUNTY TOTAL 198,159**

### RANK ORDER

1st	YONKERS [PCi]	23,025
2nd	WHITE PLAINS* [PCi]	15,619
3rd	OSSINING* [PSD]	13,888
4th	NEW ROCHELLE* [PSD]	10,513
5th	GREENBURGH [PSLD]	7,981
6th	MOUNT VERNON [PSD]	7,978
7th	MOUNT PLEASANT [PO]	7,944
8th	YORKTOWN (SHRUB OAK) [PT]	7,204
9th	HARRISON [PT]	6,702
10th	LARCHMONT* [PO]	6,593
11th	MAMARONECK* [PSLD]	5,817
12th	CHAPPAQUA* [PSD]	5,591
13th	NORTH CASTLE (ARMONK) [PT]	5,378
14th	RYE [ACi]	5,044
15th	TARRYTOWN* [PV]	5,031
16th	SCARSDALE* [PV]	4,862
17th	EASTCHESTER [PT]	4,687
18th	PORT CHESTER-RYE BROOK* [AO]	4,514
19th	PEEKSKILL [ACi]	4,403
20th	SOMERS [PT]	4,207
21st	CROTON [AO]	4,036
22nd	KATONAH [AO]	3,510
23rd	BRONXVILLE* [PV]	3,410
24th	MONTROSE* [ASD]	3,229
25th	MOUNT KISCO* [PV]	3,153
26th	IRVINGTON* [PV]	2,902
27th	PELHAM [PT]	2,352
28th	HASTINGS* [PV]	2,335
29th	TUCKAHOE [PV]	2,110
30th	BRIARCLIFF* [PV]	2,106
31st	LEWISBORO [AT]	2,002
32nd	DOBBS FERRY* [PV]	1,874
33rd	ARDSLEY* [PV]	1,823
34th	BEDFORD [AO]	1,717
35th	BEDFORD HILLS [AO]	1,538
36th	POUND RIDGE [PSLD]	1,478
37th	NORTH SALEM [AT]	971
38th	PURCHASE [AO]	632

## ADDITIONS AS A PERCENTAGE OF INCREASE TO BOOK STOCK

### ALPHABETICAL ORDER

ARDSLEY* [PV]	3.43%
BEDFORD [AO]	3.80%
BEDFORD HILLS [AO]	4.24%
BRIARCLIFF* [PV]	5.83%
BRONXVILLE* [PV]	5.28%
CHAPPAQUA* [PSD]	5.38%
CROTON [AO]	5.90%
DOBBS FERRY* [PV]	4.95%
EASTCHESTER [PT]	5.75%
GREENBURGH [PSLD]	7.36%
HARRISON [PT]	8.04%
HASTINGS* [PV]	4.51%
IRVINGTON* [PV]	4.84%
KATONAH [AO]	5.82%
LARCHMONT* [PO]	7.62%
LEWISBORO [AT]	5.32%
MAMARONECK* [PSLD]	7.04%
MONTROSE* [ASD]	4.83%
MOUNT KISCO* [PV]	4.84%
MOUNT PLEASANT [PO]	9.00%
MOUNT VERNON [PSD]	1.16%
NEW ROCHELLE* [PSD]	4.76%
NORTH CASTLE (ARMONK) [PT]	9.22%
NORTH SALEM [AT]	2.85%
OSSINING* [PSD]	13.01%
PEEKSKILL [ACi]	5.29%
PELHAM [PT]	7.09%
PORT CHESTER-RYE BROOK* [AO]	6.51%
POUND RIDGE [PSLD]	4.02%
PURCHASE [AO]	7.93%
RYE [ACi]	9.61%
SCARSDALE* [PV]	4.29%
SOMERS [PT]	6.76%
TARRYTOWN* [PV]	6.33%
TUCKAHOE [PV]	4.59%
WHITE PLAINS* [PCi]	6.65%
YONKERS [PCi]	7.51%
YORKTOWN (SHRUB OAK) [PT]	8.32%

**COUNTY AVERAGE** 6.04%  
**TOTAL-BASED AVERAGE** 5.44%

### RANK ORDER

1st	OSSINING* [PSD]	13.01%
2nd	RYE [ACi]	9.61%
3rd	NORTH CASTLE (ARMONK) [PT]	9.22%
4th	MOUNT PLEASANT [PO]	9.00%
5th	YORKTOWN (SHRUB OAK) [PT]	8.32%
6th	HARRISON [PT]	8.04%
7th	PURCHASE [AO]	7.93%
8th	LARCHMONT* [PO]	7.62%
9th	YONKERS [PCi]	7.51%
10th	GREENBURGH [PSLD]	7.36%
11th	PELHAM [PT]	7.09%
12th	MAMARONECK* [PSLD]	7.04%
13th	SOMERS [PT]	6.76%
14th	WHITE PLAINS* [PCi]	6.65%
15th	PORT CHESTER-RYE BROOK* [AO]	6.51%
16th	TARRYTOWN* [PV]	6.33%
17th	CROTON [AO]	5.90%
18th	BRIARCLIFF* [PV]	5.83%
19th	KATONAH [AO]	5.82%
20th	EASTCHESTER [PT]	5.75%
21st	CHAPPAQUA* [PSD]	5.38%
22nd	LEWISBORO [AT]	5.32%
23rd	PEEKSKILL [ACi]	5.29%
24th	BRONXVILLE* [PV]	5.28%
25th	DOBBS FERRY* [PV]	4.95%
26th	IRVINGTON* [PV]	4.84%
27th	MOUNT KISCO* [PV]	4.84%
28th	MONTROSE* [ASD]	4.83%
29th	NEW ROCHELLE* [PSD]	4.76%
30th	TUCKAHOE [PV]	4.59%
31st	HASTINGS* [PV]	4.51%
32nd	SCARSDALE* [PV]	4.29%
33rd	BEDFORD HILLS [AO]	4.24%
34th	POUND RIDGE [PSLD]	4.02%
35th	BEDFORD [AO]	3.80%
36th	ARDSLEY* [PV]	3.43%
37th	NORTH SALEM [AT]	2.85%
38th	MOUNT VERNON [PSD]	1.16%

## PERCENTAGE OF BOOK STOCK WITHDRAWN

### ALPHABETICAL ORDER

ARDSLEY* [PV]	1.33%
BEDFORD [AO]	7.39%
BEDFORD HILLS [AO]	7.58%
BRIARCLIFF* [PV]	17.07%
BRONXVILLE* [PV]	4.71%
CHAPPAQUA* [PSD]	13.35%
CROTON [AO]	-2.08%
DOBBS FERRY* [PV]	-2.44%
EASTCHESTER [PT]	5.42%
GREENBURGH [PSLD]	26.33%
HARRISON [PT]	17.10%
HASTINGS* [PV]	-1.34%
IRVINGTON* [PV]	4.58%
KATONAH [AO]	8.80%
LARCHMONT* [PO]	15.87%
LEWISBORO [AT]	5.39%
MAMARONECK* [PSLD]	17.06%
MONTROSE* [ASD]	3.52%
MOUNT KISCO* [PV]	3.80%
MOUNT PLEASANT [PO]	17.95%
MOUNT VERNON [PSD]	58.64%
NEW ROCHELLE* [PSD]	3.25%
NORTH CASTLE (ARMONK) [PT]	9.23%
NORTH SALEM [AT]	1.49%
OSSINING* [PSD]	16.92%
PEEKSKILL [ACi]	9.95%
PELHAM [PT]	1.78%
PORT CHESTER-RYE BROOK* [AO]	11.10%
POUND RIDGE [PSLD]	14.22%
PURCHASE [AO]	6.57%
RYE [ACi]	24.23%
SCARSDALE* [PV]	35.61%
SOMERS [PT]	10.66%
TARRYTOWN* [PV]	7.32%
TUCKAHOE [PV]	3.30%
WHITE PLAINS* [PCi]	17.65%
YONKERS [PCi]	20.94%
YORKTOWN (SHRUB OAK) [PT]	12.15%

**COUNTY AVERAGE** 11.48%  
**TOTAL-BASED AVERAGE** 21.27%

### RANK ORDER

1st	MOUNT VERNON [PSD]	58.64%
2nd	SCARSDALE* [PV]	35.61%
3rd	GREENBURGH [PSLD]	26.33%
4th	RYE [ACi]	24.23%
5th	YONKERS [PCi]	20.94%
6th	MOUNT PLEASANT [PO]	17.95%
7th	WHITE PLAINS* [PCi]	17.65%
8th	HARRISON [PT]	17.10%
9th	BRIARCLIFF* [PV]	17.07%
10th	MAMARONECK* [PSLD]	17.06%
11th	OSSINING* [PSD]	16.92%
12th	LARCHMONT* [PO]	15.87%
13th	POUND RIDGE [PSLD]	14.22%
14th	CHAPPAQUA* [PSD]	13.35%
15th	YORKTOWN (SHRUB OAK) [PT]	12.15%
16th	PORT CHESTER-RYE BROOK* [AO]	11.10%
17th	SOMERS [PT]	10.66%
18th	PEEKSKILL [ACi]	9.95%
19th	NORTH CASTLE (ARMONK) [PT]	9.23%
20th	KATONAH [AO]	8.80%
21st	BEDFORD HILLS [AO]	7.58%
22nd	BEDFORD [AO]	7.39%
23rd	TARRYTOWN* [PV]	7.32%
24th	PURCHASE [AO]	6.57%
25th	EASTCHESTER [PT]	5.42%
26th	LEWISBORO [AT]	5.39%
27th	BRONXVILLE* [PV]	4.71%
28th	IRVINGTON* [PV]	4.58%
29th	MOUNT KISCO* [PV]	3.80%
30th	MONTROSE* [ASD]	3.52%
31st	TUCKAHOE [PV]	3.30%
32nd	NEW ROCHELLE* [PSD]	3.25%
33rd	PELHAM [PT]	1.78%
34th	NORTH SALEM [AT]	1.49%
35th	ARDSLEY* [PV]	1.33%
36th	HASTINGS* [PV]	-1.34%
37th	CROTON [AO]	-2.08%
38th	DOBBS FERRY* [PV]	-2.44%



## ADULT BOOKS

### ALPHABETICAL ORDER

ARDSLEY* [PV]	30,373
BEDFORD [AO]	26,028
BEDFORD HILLS [AO]	18,467
BRIARCLIFF* [PV]	17,346
BRONXVILLE* [PV]	39,284
CHAPPAQUA* [PSD]	57,385
CROTON [AO]	48,938
DOBBS FERRY* [PV]	22,079
EASTCHESTER [PT]	48,802
GREENBURGH [PSLD]	50,326
HARRISON [PT]	45,063
HASTINGS* [PV]	30,037
IRVINGTON* [PV]	36,593
KATONAH [AO]	34,354
LARCHMONT* [PO]	51,418
LEWISBORO [AT]	24,641
MAMARONECK* [PSLD]	41,771
MONTROSE* [ASD]	34,966
MOUNT KISCO* [PV]	42,293
MOUNT PLEASANT [PO]	52,410
MOUNT VERNON [PSD]	239,933
NEW ROCHELLE* [PSD]	140,441
NORTH CASTLE (ARMONK) [PT]	27,965
NORTH SALEM [AT]	21,137
OSSINING* [PSD]	52,996
PEEKSKILL [ACi]	50,779
PELHAM [PT]	21,119
PORT CHESTER-RYE BROOK* [AO]	41,733
POUND RIDGE [PSLD]	21,712
PURCHASE [AO]	4,134
RYE [ACi]	26,896
SCARSDALE* [PV]	46,778
SOMERS [PT]	36,284
TARRYTOWN* [PV]	49,201
TUCKAHOE [PV]	28,679
WHITE PLAINS* [PCi]	136,211
YONKERS [PCi]	165,584
YORKTOWN (SHRUB OAK) [PT]	49,886

**COUNTY TOTAL 1,914,042**

### RANK ORDER

1st	MOUNT VERNON [PSD]	239,933
2nd	YONKERS [PCi]	165,584
3rd	NEW ROCHELLE* [PSD]	140,441
4th	WHITE PLAINS* [PCi]	136,211
5th	CHAPPAQUA* [PSD]	57,385
6th	OSSINING* [PSD]	52,996
7th	MOUNT PLEASANT [PO]	52,410
8th	LARCHMONT* [PO]	51,418
9th	PEEKSKILL [ACi]	50,779
10th	GREENBURGH [PSLD]	50,326
11th	YORKTOWN (SHRUB OAK) [PT]	49,886
12th	TARRYTOWN* [PV]	49,201
13th	CROTON [AO]	48,938
14th	EASTCHESTER [PT]	48,802
15th	SCARSDALE* [PV]	46,778
16th	HARRISON [PT]	45,063
17th	MOUNT KISCO* [PV]	42,293
18th	MAMARONECK* [PSLD]	41,771
19th	PORT CHESTER-RYE BROOK* [AO]	41,733
20th	BRONXVILLE* [PV]	39,284
21st	IRVINGTON* [PV]	36,593
22nd	SOMERS [PT]	36,284
23rd	MONTROSE* [ASD]	34,966
24th	KATONAH [AO]	34,354
25th	ARDSLEY* [PV]	30,373
26th	HASTINGS* [PV]	30,037
27th	TUCKAHOE [PV]	28,679
28th	NORTH CASTLE (ARMONK) [PT]	27,965
29th	RYE [ACi]	26,896
30th	BEDFORD [AO]	26,028
31st	LEWISBORO [AT]	24,641
32nd	DOBBS FERRY* [PV]	22,079
33rd	POUND RIDGE [PSLD]	21,712
34th	NORTH SALEM [AT]	21,137
35th	PELHAM [PT]	21,119
36th	BEDFORD HILLS [AO]	18,467
37th	BRIARCLIFF* [PV]	17,346
38th	PURCHASE [AO]	4,134

## CHILDREN'S BOOKS

### ALPHABETICAL ORDER

ARDSLEY* [PV]	23,858
BEDFORD [AO]	17,515
BEDFORD HILLS [AO]	16,596
BRIARCLIFF* [PV]	14,710
BRONXVILLE* [PV]	25,711
CHAPPAQUA* [PSD]	38,213
CROTON [AO]	24,919
DOBBS FERRY* [PV]	18,558
EASTCHESTER [PT]	32,939
GREENBURGH [PSLD]	37,516
HARRISON [PT]	30,758
HASTINGS* [PV]	24,786
IRVINGTON* [PV]	23,502
KATONAH [AO]	24,131
LARCHMONT* [PO]	28,001
LEWISBORO [AT]	12,946
MAMARONECK* [PSLD]	32,577
MONTROSE* [ASD]	32,776
MOUNT KISCO* [PV]	23,584
MOUNT PLEASANT [PO]	27,922
MOUNT VERNON [PSD]	53,621
NEW ROCHELLE* [PSD]	83,741
NORTH CASTLE (ARMONK) [PT]	30,374
NORTH SALEM [AT]	13,360
OSSINING* [PSD]	49,597
PEEKSKILL [ACi]	28,541
PELHAM [PT]	13,810
PORT CHESTER-RYE BROOK* [AO]	24,423
POUND RIDGE [PSLD]	11,269
PURCHASE [AO]	3,940
RYE [ACi]	17,934
SCARSDALE* [PV]	31,034
SOMERS [PT]	23,520
TARRYTOWN* [PV]	29,509
TUCKAHOE [PV]	17,886
WHITE PLAINS* [PCi]	72,867
YONKERS [PCi]	99,773
YORKTOWN (SHRUB OAK) [PT]	33,352

**COUNTY TOTAL 1,150,069**

### RANK ORDER

1st	YONKERS [PCi]	99,773
2nd	NEW ROCHELLE* [PSD]	83,741
3rd	WHITE PLAINS* [PCi]	72,867
4th	MOUNT VERNON [PSD]	53,621
5th	OSSINING* [PSD]	49,597
6th	CHAPPAQUA* [PSD]	38,213
7th	GREENBURGH [PSLD]	37,516
8th	YORKTOWN (SHRUB OAK) [PT]	33,352
9th	EASTCHESTER [PT]	32,939
10th	MONTROSE* [ASD]	32,776
11th	MAMARONECK* [PSLD]	32,577
12th	SCARSDALE* [PV]	31,034
13th	HARRISON [PT]	30,758
14th	NORTH CASTLE (ARMONK) [PT]	30,374
15th	TARRYTOWN* [PV]	29,509
16th	PEEKSKILL [ACi]	28,541
17th	LARCHMONT* [PO]	28,001
18th	MOUNT PLEASANT [PO]	27,922
19th	BRONXVILLE* [PV]	25,711
20th	CROTON [AO]	24,919
21st	HASTINGS* [PV]	24,786
22nd	PORT CHESTER-RYE BROOK* [AO]	24,423
23rd	KATONAH [AO]	24,131
24th	ARDSLEY* [PV]	23,858
25th	MOUNT KISCO* [PV]	23,584
26th	SOMERS [PT]	23,520
27th	IRVINGTON* [PV]	23,502
28th	DOBBS FERRY* [PV]	18,558
29th	RYE [ACi]	17,934
30th	TUCKAHOE [PV]	17,886
31st	BEDFORD [AO]	17,515
32nd	BEDFORD HILLS [AO]	16,596
33rd	BRIARCLIFF* [PV]	14,710
34th	PELHAM [PT]	13,810
35th	NORTH SALEM [AT]	13,360
36th	LEWISBORO [AT]	12,946
37th	POUND RIDGE [PSLD]	11,269
38th	PURCHASE [AO]	3,940

## PERCENTAGE OF BOOK STOCK WHICH IS CHILDREN'S

### ALPHABETICAL ORDER

ARDSLEY* [PV]	43.99%
BEDFORD [AO]	40.22%
BEDFORD HILLS [AO]	47.33%
BRIARCLIFF* [PV]	45.89%
BRONXVILLE* [PV]	39.56%
CHAPPAQUA* [PSD]	39.97%
CROTON [AO]	33.74%
DOBBS FERRY* [PV]	45.67%
EASTCHESTER [PT]	40.30%
GREENBURGH [PSLD]	42.71%
HARRISON [PT]	40.57%
HASTINGS* [PV]	45.21%
IRVINGTON* [PV]	39.11%
KATONAH [AO]	41.26%
LARCHMONT* [PO]	35.26%
LEWISBORO [AT]	34.44%
MAMARONECK* [PSLD]	43.82%
MONTROSE* [ASD]	48.38%
MOUNT KISCO* [PV]	35.80%
MOUNT PLEASANT [PO]	34.76%
MOUNT VERNON [PSD]	18.27%
NEW ROCHELLE* [PSD]	37.35%
NORTH CASTLE (ARMONK) [PT]	52.06%
NORTH SALEM [AT]	38.73%
OSSINING* [PSD]	48.34%
PEEKSKILL [ACi]	35.98%
PELHAM [PT]	39.54%
PORT CHESTER-RYE BROOK* [AO]	36.92%
POUND RIDGE [PSLD]	34.17%
PURCHASE [AO]	48.80%
RYE [ACi]	40.00%
SCARSDALE* [PV]	39.88%
SOMERS [PT]	39.33%
TARRYTOWN* [PV]	37.49%
TUCKAHOE [PV]	38.41%
WHITE PLAINS* [PCi]	34.85%
YONKERS [PCi]	37.60%
YORKTOWN (SHRUB OAK) [PT]	40.07%

**COUNTY AVERAGE** 39.89%  
**TOTAL-BASED AVERAGE** 37.53%

### RANK ORDER

1st	NORTH CASTLE (ARMONK) [PT]	52.06%
2nd	PURCHASE [AO]	48.80%
3rd	MONTROSE* [ASD]	48.38%
4th	OSSINING* [PSD]	48.34%
5th	BEDFORD HILLS [AO]	47.33%
6th	BRIARCLIFF* [PV]	45.89%
7th	DOBBS FERRY* [PV]	45.67%
8th	HASTINGS* [PV]	45.21%
9th	ARDSLEY* [PV]	43.99%
10th	MAMARONECK* [PSLD]	43.82%
11th	GREENBURGH [PSLD]	42.71%
12th	KATONAH [AO]	41.26%
13th	HARRISON [PT]	40.57%
14th	EASTCHESTER [PT]	40.30%
15th	BEDFORD [AO]	40.22%
16th	YORKTOWN (SHRUB OAK) [PT]	40.07%
17th	RYE [ACi]	40.00%
18th	CHAPPAQUA* [PSD]	39.97%
19th	SCARSDALE* [PV]	39.88%
20th	BRONXVILLE* [PV]	39.56%
21st	PELHAM [PT]	39.54%
22nd	SOMERS [PT]	39.33%
23rd	IRVINGTON* [PV]	39.11%
24th	NORTH SALEM [AT]	38.73%
25th	TUCKAHOE [PV]	38.41%
26th	YONKERS [PCi]	37.60%
27th	TARRYTOWN* [PV]	37.49%
28th	NEW ROCHELLE* [PSD]	37.35%
29th	PORT CHESTER-RYE BROOK* [AO]	36.92%
30th	PEEKSKILL [ACi]	35.98%
31st	MOUNT KISCO* [PV]	35.80%
32nd	LARCHMONT* [PO]	35.26%
33rd	WHITE PLAINS* [PCi]	34.85%
34th	MOUNT PLEASANT [PO]	34.76%
35th	LEWISBORO [AT]	34.44%
36th	POUND RIDGE [PSLD]	34.17%
37th	CROTON [AO]	33.74%
38th	MOUNT VERNON [PSD]	18.27%

## NON-BOOK PRINT MATERIALS

(includes uncataloged books, magazines, periodicals, and other non-book print materials)

### ALPHABETICAL ORDER

ARDSLEY* [PV]	73
BEDFORD [AO]	99
BEDFORD HILLS [AO]	71
BRIARCLIFF* [PV]	82
BRONXVILLE* [PV]	89
CHAPPAQUA* [PSD]	166
CROTON [AO]	176
DOBBS FERRY* [PV]	226
EASTCHESTER [PT]	265
GREENBURGH [PSLD]	146
HARRISON [PT]	8,017
HASTINGS* [PV]	485
IRVINGTON* [PV]	95
KATONAH [AO]	627
LARCHMONT* [PO]	1,715
LEWISBORO [AT]	210
MAMARONECK* [PSLD]	125
MONTROSE* [ASD]	76
MOUNT KISCO* [PV]	53
MOUNT PLEASANT [PO]	665
MOUNT VERNON [PSD]	24,230
NEW ROCHELLE* [PSD]	6,716
NORTH CASTLE (ARMONK) [PT]	114
NORTH SALEM [AT]	1,825
OSSINING* [PSD]	327
PEEKSKILL [ACi]	12
PELHAM [PT]	225
PORT CHESTER-RYE BROOK* [AO]	602
POUND RIDGE [PSLD]	95
PURCHASE [AO]	1,003
RYE [ACi]	1,050
SCARSDALE* [PV]	1,894
SOMERS [PT]	182
TARRYTOWN* [PV]	2,168
TUCKAHOE [PV]	81
WHITE PLAINS* [PCi]	3,336
YONKERS [PCi]	4,766
YORKTOWN (SHRUB OAK) [PT]	211

### COUNTY TOTAL

**62,298**

### RANK ORDER

1st	MOUNT VERNON [PSD]	24,230
2nd	HARRISON [PT]	8,017
3rd	NEW ROCHELLE* [PSD]	6,716
4th	YONKERS [PCi]	4,766
5th	WHITE PLAINS* [PCi]	3,336
6th	TARRYTOWN* [PV]	2,168
7th	SCARSDALE* [PV]	1,894
8th	NORTH SALEM [AT]	1,825
9th	LARCHMONT* [PO]	1,715
10th	RYE [ACi]	1,050
11th	PURCHASE [AO]	1,003
12th	MOUNT PLEASANT [PO]	665
13th	KATONAH [AO]	627
14th	PORT CHESTER-RYE BROOK* [AO]	602
15th	HASTINGS* [PV]	485
16th	OSSINING* [PSD]	327
17th	EASTCHESTER [PT]	265
18th	DOBBS FERRY* [PV]	226
19th	PELHAM [PT]	225
20th	YORKTOWN (SHRUB OAK) [PT]	211
21st	LEWISBORO [AT]	210
22nd	SOMERS [PT]	182
23rd	CROTON [AO]	176
24th	CHAPPAQUA* [PSD]	166
25th	GREENBURGH [PSLD]	146
26th	MAMARONECK* [PSLD]	125
27th	NORTH CASTLE (ARMONK) [PT]	114
28th	BEDFORD [AO]	99
29th	IRVINGTON* [PV]	95
30th	POUND RIDGE [PSLD]	95
31st	BRONXVILLE* [PV]	89
32nd	BRIARCLIFF* [PV]	82
33rd	TUCKAHOE [PV]	81
34th	MONTROSE* [ASD]	76
35th	ARDSLEY* [PV]	73
36th	BEDFORD HILLS [AO]	71
37th	MOUNT KISCO* [PV]	53
38th	PEEKSKILL [ACi]	12

## PHYSICAL ELECTRONIC MATERIALS

(includes CDs, DVDs, VHS tapes and microform, film, filmstrips, etc.)

### ALPHABETICAL ORDER

ARDSLEY* [PV]	9,490
BEDFORD [AO]	7,222
BEDFORD HILLS [AO]	4,783
BRIARCLIFF* [PV]	7,779
BRONXVILLE* [PV]	8,989
CHAPPAQUA* [PSD]	17,070
CROTON [AO]	9,832
DOBBS FERRY* [PV]	8,064
EASTCHESTER [PT]	10,751
GREENBURGH [PSLD]	28,752
HARRISON [PT]	14,384
HASTINGS* [PV]	7,768
IRVINGTON* [PV]	6,717
KATONAH [AO]	7,083
LARCHMONT* [PO]	13,938
LEWISBORO [AT]	7,640
MAMARONECK* [PSLD]	14,307
MONTROSE* [ASD]	13,106
MOUNT KISCO* [PV]	10,960
MOUNT PLEASANT [PO]	19,973
MOUNT VERNON [PSD]	23,072
NEW ROCHELLE* [PSD]	26,400
NORTH CASTLE (ARMONK) [PT]	17,069
NORTH SALEM [AT]	3,692
OSSINING* [PSD]	19,810
PEEKSKILL [ACi]	30,640
PELHAM [PT]	6,682
PORT CHESTER-RYE BROOK* [AO]	4,587
POUND RIDGE [PSLD]	6,756
PURCHASE [AO]	4,353
RYE [ACi]	9,680
SCARSDALE* [PV]	5,947
SOMERS [PT]	10,143
TARRYTOWN* [PV]	14,436
TUCKAHOE [PV]	5,491
WHITE PLAINS* [PCi]	104,527
YONKERS [PCi]	81,953
YORKTOWN (SHRUB OAK) [PT]	17,082

### COUNTY TOTAL

**620,928**

### RANK ORDER

1st	WHITE PLAINS* [PCi]	104,527
2nd	YONKERS [PCi]	81,953
3rd	PEEKSKILL [ACi]	30,640
4th	GREENBURGH [PSLD]	28,752
5th	NEW ROCHELLE* [PSD]	26,400
6th	MOUNT VERNON [PSD]	23,072
7th	MOUNT PLEASANT [PO]	19,973
8th	OSSINING* [PSD]	19,810
9th	YORKTOWN (SHRUB OAK) [PT]	17,082
10th	CHAPPAQUA* [PSD]	17,070
11th	NORTH CASTLE (ARMONK) [PT]	17,069
12th	TARRYTOWN* [PV]	14,436
13th	HARRISON [PT]	14,384
14th	MAMARONECK* [PSLD]	14,307
15th	LARCHMONT* [PO]	13,938
16th	MONTROSE* [ASD]	13,106
17th	MOUNT KISCO* [PV]	10,960
18th	EASTCHESTER [PT]	10,751
19th	SOMERS [PT]	10,143
20th	CROTON [AO]	9,832
21st	RYE [ACi]	9,680
22nd	ARDSLEY* [PV]	9,490
23rd	BRONXVILLE* [PV]	8,989
24th	DOBBS FERRY* [PV]	8,064
25th	BRIARCLIFF* [PV]	7,779
26th	HASTINGS* [PV]	7,768
27th	LEWISBORO [AT]	7,640
28th	BEDFORD [AO]	7,222
29th	KATONAH [AO]	7,083
30th	POUND RIDGE [PSLD]	6,756
31st	IRVINGTON* [PV]	6,717
32nd	PELHAM [PT]	6,682
33rd	SCARSDALE* [PV]	5,947
34th	TUCKAHOE [PV]	5,491
35th	BEDFORD HILLS [AO]	4,783
36th	PORT CHESTER-RYE BROOK* [AO]	4,587
37th	PURCHASE [AO]	4,353
38th	NORTH SALEM [AT]	3,692

## ELECTRONIC MATERIALS

(includes e-books, downloadable audio and video, and other digital formats)

### ALPHABETICAL ORDER

ARDSLEY* [PV]	30,564
BEDFORD [AO]	32,042
BEDFORD HILLS [AO]	30,645
BRIARCLIFF* [PV]	31,449
BRONXVILLE* [PV]	30,998
CHAPPAQUA* [PSD]	37,826
CROTON [AO]	32,378
DOBBS FERRY* [PV]	31,164
EASTCHESTER [PT]	32,750
GREENBURGH [PSLD]	49,052
HARRISON [PT]	36,015
HASTINGS* [PV]	32,302
IRVINGTON* [PV]	30,574
KATONAH [AO]	32,409
LARCHMONT* [PO]	38,015
LEWISBORO [AT]	33,023
MAMARONECK* [PSLD]	31,167
MONTROSE* [ASD]	32,355
MOUNT KISCO* [PV]	31,018
MOUNT PLEASANT [PO]	40,483
MOUNT VERNON [PSD]	32,964
NEW ROCHELLE* [PSD]	49,995
NORTH CASTLE (ARMONK) [PT]	41,257
NORTH SALEM [AT]	31,161
OSSINING* [PSD]	33,750
PEEKSKILL [ACi]	32,087
PELHAM [PT]	32,299
PORT CHESTER-RYE BROOK* [AO]	31,135
POUND RIDGE [PSLD]	30,886
PURCHASE [AO]	30,338
RYE [ACi]	35,657
SCARSDALE* [PV]	40,629
SOMERS [PT]	33,806
TARRYTOWN* [PV]	32,126
TUCKAHOE [PV]	30,875
WHITE PLAINS* [PCi]	59,145
YONKERS [PCi]	46,064
YORKTOWN (SHRUB OAK) [PT]	40,488

**COUNTY TOTAL** 1,340,891  
**TOTAL-BASED AVERAGE** 35,287

### RANK ORDER

1st	WHITE PLAINS* [PCi]	59,145
2nd	NEW ROCHELLE* [PSD]	49,995
3rd	GREENBURGH [PSLD]	49,052
4th	YONKERS [PCi]	46,064
5th	NORTH CASTLE (ARMONK) [PT]	41,257
6th	SCARSDALE* [PV]	40,629
7th	YORKTOWN (SHRUB OAK) [PT]	40,488
8th	MOUNT PLEASANT [PO]	40,483
9th	LARCHMONT* [PO]	38,015
10th	CHAPPAQUA* [PSD]	37,826
11th	HARRISON [PT]	36,015
12th	RYE [ACi]	35,657
13th	SOMERS [PT]	33,806
14th	OSSINING* [PSD]	33,750
15th	LEWISBORO [AT]	33,023
16th	MOUNT VERNON [PSD]	32,964
17th	EASTCHESTER [PT]	32,750
18th	KATONAH [AO]	32,409
19th	CROTON [AO]	32,378
20th	MONTROSE* [ASD]	32,355
21st	HASTINGS* [PV]	32,302
22nd	PELHAM [PT]	32,299
23rd	TARRYTOWN* [PV]	32,126
24th	PEEKSKILL [ACi]	32,087
25th	BEDFORD [AO]	32,042
26th	BRIARCLIFF* [PV]	31,449
27th	MAMARONECK* [PSLD]	31,167
28th	DOBBS FERRY* [PV]	31,164
29th	NORTH SALEM [AT]	31,161
30th	PORT CHESTER-RYE BROOK* [AO]	31,135
31st	MOUNT KISCO* [PV]	31,018
32nd	BRONXVILLE* [PV]	30,998
33rd	POUND RIDGE [PSLD]	30,886
34th	TUCKAHOE [PV]	30,875
35th	BEDFORD HILLS [AO]	30,645
36th	IRVINGTON* [PV]	30,574
37th	ARDSLEY* [PV]	30,564
38th	PURCHASE [AO]	30,338

## ELECTRONIC DATABASES

(includes electronic databases<sup>6</sup>)

### ALPHABETICAL ORDER

ARDSLEY* [PV]	33
BEDFORD [AO]	32
BEDFORD HILLS [AO]	33
BRIARCLIFF* [PV]	33
BRONXVILLE* [PV]	33
CHAPPAQUA* [PSD]	43
CROTON [AO]	33
DOBBS FERRY* [PV]	33
EASTCHESTER [PT]	32
GREENBURGH [PSLD]	33
HARRISON [PT]	32
HASTINGS* [PV]	33
IRVINGTON* [PV]	33
KATONAH [AO]	32
LARCHMONT* [PO]	34
LEWISBORO [AT]	32
MAMARONECK* [PSLD]	33
MONTROSE* [ASD]	34
MOUNT KISCO* [PV]	33
MOUNT PLEASANT [PO]	37
MOUNT VERNON [PSD]	33
NEW ROCHELLE* [PSD]	33
NORTH CASTLE (ARMONK) [PT]	43
NORTH SALEM [AT]	32
OSSINING* [PSD]	34
PEEKSKILL [ACi]	32
PELHAM [PT]	33
PORT CHESTER-RYE BROOK* [AO]	33
POUND RIDGE [PSLD]	32
PURCHASE [AO]	32
RYE [ACi]	32
SCARSDALE* [PV]	33
SOMERS [PT]	33
TARRYTOWN* [PV]	33
TUCKAHOE [PV]	32
WHITE PLAINS* [PCi]	41
YONKERS [PCi]	39
YORKTOWN (SHRUB OAK) [PT]	33

**COUNTY AVERAGE 34**

### RANK ORDER

1st	CHAPPAQUA* [PSD]	43
2nd	NORTH CASTLE (ARMONK) [PT]	43
3rd	WHITE PLAINS* [PCi]	41
4th	YONKERS [PCi]	39
5th	MOUNT PLEASANT [PO]	37
6th	LARCHMONT* [PO]	34
7th	MONTROSE* [ASD]	34
8th	OSSINING* [PSD]	34
9th	ARDSLEY* [PV]	33
10th	BEDFORD HILLS [AO]	33
11th	BRIARCLIFF* [PV]	33
12th	BRONXVILLE* [PV]	33
13th	CROTON [AO]	33
14th	DOBBS FERRY* [PV]	33
15th	GREENBURGH [PSLD]	33
16th	HASTINGS* [PV]	33
17th	IRVINGTON* [PV]	33
18th	MAMARONECK* [PSLD]	33
19th	MOUNT KISCO* [PV]	33
20th	MOUNT VERNON [PSD]	33
21st	NEW ROCHELLE* [PSD]	33
22nd	PELHAM [PT]	33
23rd	PORT CHESTER-RYE BROOK* [AO]	33
24th	SCARSDALE* [PV]	33
25th	SOMERS [PT]	33
26th	TARRYTOWN* [PV]	33
27th	YORKTOWN (SHRUB OAK) [PT]	33
28th	BEDFORD [AO]	32
29th	EASTCHESTER [PT]	32
30th	HARRISON [PT]	32
31st	KATONAH [AO]	32
32nd	LEWISBORO [AT]	32
33rd	NORTH SALEM [AT]	32
34th	PEEKSKILL [ACi]	32
35th	POUND RIDGE [PSLD]	32
36th	PURCHASE [AO]	32
37th	RYE [ACi]	32
38th	TUCKAHOE [PV]	32

6) Includes up to 17 Electronic Collections supplied by WLS; 16 thru NOVELny; and those purchased by individual libraries

## PERCENTAGE OF LIBRARY MATERIALS WHICH IS NON-BOOK

### ALPHABETICAL ORDER

ARDSLEY* [PV]	42.53%
BEDFORD [AO]	47.48%
BEDFORD HILLS [AO]	50.31%
BRIARCLIFF* [PV]	55.08%
BRONXVILLE* [PV]	38.14%
CHAPPAQUA* [PSD]	36.55%
CROTON [AO]	36.46%
DOBBS FERRY* [PV]	49.26%
EASTCHESTER [PT]	34.87%
GREENBURGH [PSLD]	47.02%
HARRISON [PT]	43.52%
HASTINGS* [PV]	42.52%
IRVINGTON* [PV]	38.35%
KATONAH [AO]	40.69%
LARCHMONT* [PO]	40.33%
LEWISBORO [AT]	52.09%
MAMARONECK* [PSLD]	38.02%
MONTROSE* [ASD]	40.20%
MOUNT KISCO* [PV]	38.95%
MOUNT PLEASANT [PO]	43.21%
MOUNT VERNON [PSD]	21.47%
NEW ROCHELLE* [PSD]	27.05%
NORTH CASTLE (ARMONK) [PT]	50.04%
NORTH SALEM [AT]	51.53%
OSSINING* [PSD]	34.44%
PEEKSKILL [ACi]	44.16%
PELHAM [PT]	52.88%
PORT CHESTER-RYE BROOK* [AO]	35.44%
POUND RIDGE [PSLD]	53.36%
PURCHASE [AO]	81.55%
RYE [ACi]	50.85%
SCARSDALE* [PV]	38.38%
SOMERS [PT]	42.46%
TARRYTOWN* [PV]	38.24%
TUCKAHOE [PV]	43.91%
WHITE PLAINS* [PCi]	44.41%
YONKERS [PCi]	33.35%
YORKTOWN (SHRUB OAK) [PT]	40.97%

**COUNTY AVERAGE 43.16%**  
**TOTAL-BASED AVERAGE 39.78%**

### RANK ORDER

1st	PURCHASE [AO]	81.48%
2nd	BRIARCLIFF* [PV]	55.04%
3rd	POUND RIDGE [PSLD]	53.32%
4th	PELHAM [PT]	52.84%
5th	LEWISBORO [AT]	52.05%
6th	NORTH SALEM [AT]	51.49%
7th	RYE [ACi]	50.82%
8th	BEDFORD HILLS [AO]	50.26%
9th	NORTH CASTLE (ARMONK) [PT]	50.01%
10th	DOBBS FERRY* [PV]	49.22%
11th	BEDFORD [AO]	47.44%
12th	GREENBURGH [PSLD]	47.00%
13th	WHITE PLAINS* [PCi]	44.40%
14th	PEEKSKILL [ACi]	44.14%
15th	TUCKAHOE [PV]	43.87%
16th	HARRISON [PT]	43.49%
17th	MOUNT PLEASANT [PO]	43.18%
18th	ARDSLEY* [PV]	42.53%
19th	HASTINGS* [PV]	42.49%
20th	SOMERS [PT]	42.43%
21st	YORKTOWN (SHRUB OAK) [PT]	40.95%
22nd	KATONAH [AO]	40.65%
23rd	LARCHMONT* [PO]	40.30%
24th	MONTROSE* [ASD]	40.17%
25th	MOUNT KISCO* [PV]	38.92%
26th	SCARSDALE* [PV]	38.36%
27th	IRVINGTON* [PV]	38.32%
28th	TARRYTOWN* [PV]	38.21%
29th	BRONXVILLE* [PV]	38.11%
30th	MAMARONECK* [PSLD]	37.99%
31st	CHAPPAQUA* [PSD]	36.52%
32nd	CROTON [AO]	36.43%
33rd	PORT CHESTER-RYE BROOK* [AO]	35.41%
34th	EASTCHESTER [PT]	34.85%
35th	OSSINING* [PSD]	34.42%
36th	YONKERS [PCi]	33.34%
37th	NEW ROCHELLE* [PSD]	27.04%
38th	MOUNT VERNON [PSD]	21.46%



## MINIMUM WEEKLY TOTAL HOURS OPEN: MAIN LIBRARY

### ALPHABETICAL ORDER

ARDSLEY* [PV]	40.0
BEDFORD [AO]	44.0
BEDFORD HILLS [AO]	45.0
BRIARCLIFF* [PV]	50.0
BRONXVILLE* [PV]	40.0
CHAPPAQUA* [PSD]	61.0
CROTON [AO]	52.0
DOBBS FERRY* [PV]	50.0
EASTCHESTER [PT]	52.0
GREENBURGH [PSLD]	56.0
HARRISON [PT]	50.0
HASTINGS* [PV]	51.8
IRVINGTON* [PV]	50.0
KATONAH [AO]	46.5
LARCHMONT* [PO]	58.0
LEWISBORO [AT]	45.0
MAMARONECK* [PSLD]	50.0
MONTROSE* [ASD]	61.0
MOUNT KISCO* [PV]	47.0
MOUNT PLEASANT [PO]	52.0
MOUNT VERNON [PSD]	57.0
NEW ROCHELLE* [PSD]	61.0
NORTH CASTLE (ARMONK) [PT]	59.5
NORTH SALEM [AT]	46.0
OSSINING* [PSD]	56.0
PEEKSKILL [ACi]	58.0
PELHAM [PT]	40.0
PORT CHESTER-RYE BROOK* [AO]	55.0
POUND RIDGE [PSLD]	39.0
PURCHASE [AO]	45.0
RYE [ACi]	52.0
SCARSDALE* [PV]	54.0
SOMERS [PT]	42.0
TARRYTOWN* [PV]	46.0
TUCKAHOE [PV]	44.0
WHITE PLAINS* [PCi]	60.0
YONKERS [PCi]	60.0
YORKTOWN (SHRUB OAK) [PT]	57.0

**COUNTY TOTAL** 1,932.8  
**COUNTY AVERAGE** 50.9

### RANK ORDER

1st	CHAPPAQUA* [PSD]	61.0
2nd	MONTROSE* [ASD]	61.0
3rd	NEW ROCHELLE* [PSD]	61.0
4th	WHITE PLAINS* [PCi]	60.0
5th	YONKERS [PCi]	60.0
6th	NORTH CASTLE (ARMONK) [PT]	59.5
7th	LARCHMONT* [PO]	58.0
8th	PEEKSKILL [ACi]	58.0
9th	MOUNT VERNON [PSD]	57.0
10th	YORKTOWN (SHRUB OAK) [PT]	57.0
11th	GREENBURGH [PSLD]	56.0
12th	OSSINING* [PSD]	56.0
13th	PORT CHESTER-RYE BROOK* [AO]	55.0
14th	SCARSDALE* [PV]	54.0
15th	CROTON [AO]	52.0
16th	EASTCHESTER [PT]	52.0
17th	MOUNT PLEASANT [PO]	52.0
18th	RYE [ACi]	52.0
19th	HASTINGS* [PV]	51.8
20th	BRIARCLIFF* [PV]	50.0
21st	DOBBS FERRY* [PV]	50.0
22nd	HARRISON [PT]	50.0
23rd	IRVINGTON* [PV]	50.0
24th	MAMARONECK* [PSLD]	50.0
25th	MOUNT KISCO* [PV]	47.0
26th	KATONAH [AO]	46.5
27th	NORTH SALEM [AT]	46.0
28th	TARRYTOWN* [PV]	46.0
29th	BEDFORD HILLS [AO]	45.0
30th	LEWISBORO [AT]	45.0
31st	PURCHASE [AO]	45.0
32nd	BEDFORD [AO]	44.0
33rd	TUCKAHOE [PV]	44.0
34th	SOMERS [PT]	42.0
35th	ARDSLEY* [PV]	40.0
36th	BRONXVILLE* [PV]	40.0
37th	PELHAM [PT]	40.0
38th	POUND RIDGE [PSLD]	39.0

## ANNUAL TOTAL HOURS OPEN: ALL OUTLETS<sup>3</sup>

### ALPHABETICAL ORDER

ARDSLEY* [PV]	2,278
BEDFORD [AO]	2,288
BEDFORD HILLS [AO]	2,282
BRIARCLIFF* [PV]	2,704
BRONXVILLE* [PV]	2,500
CHAPPAQUA* [PSD]	3,108
CROTON [AO]	2,880
DOBBS FERRY* [PV]	2,626
EASTCHESTER [PT]	2,888
GREENBURGH [PSLD]	2,688
HARRISON [PT]	4,868
HASTINGS* [PV]	3,045
IRVINGTON* [PV]	2,528
KATONAH [AO]	2,600
LARCHMONT* [PO]	3,087
LEWISBORO [AT]	2,494
MAMARONECK* [PSLD]	2,600
MONTROSE* [ASD]	3,147
MOUNT KISCO* [PV]	2,319
MOUNT PLEASANT [PO]	4,650
MOUNT VERNON [PSD]	2,964
NEW ROCHELLE* [PSD]	5,380
NORTH CASTLE (ARMONK) [PT]	5,753
NORTH SALEM [AT]	2,280
OSSINING* [PSD]	3,084
PEEKSKILL [ACi]	3,069
PELHAM [PT]	2,115
PORT CHESTER-RYE BROOK* [AO]	2,475
POUND RIDGE [PSLD]	2,188
PURCHASE [AO]	2,340
RYE [ACi]	3,224
SCARSDALE* [PV]	3,062
SOMERS [PT]	2,071
TARRYTOWN* [PV]	2,506
TUCKAHOE [PV]	2,448
WHITE PLAINS* [PCi]	3,120
YONKERS [PCi]	9,536
YORKTOWN (SHRUB OAK) [PT]	2,964

### RANK ORDER

1st	YONKERS [PCi]	9,536
2nd	NORTH CASTLE (ARMONK) [PT]	5,753
3rd	NEW ROCHELLE* [PSD]	5,380
4th	HARRISON [PT]	4,868
5th	MOUNT PLEASANT [PO]	4,650
6th	RYE [ACi]	3,224
7th	MONTROSE* [ASD]	3,147
8th	WHITE PLAINS* [PCi]	3,120
9th	CHAPPAQUA* [PSD]	3,108
10th	LARCHMONT* [PO]	3,087
11th	OSSINING* [PSD]	3,084
12th	PEEKSKILL [ACi]	3,069
13th	SCARSDALE* [PV]	3,062
14th	HASTINGS* [PV]	3,045
15th	MOUNT VERNON [PSD]	2,964
16th	YORKTOWN (SHRUB OAK) [PT]	2,964
17th	EASTCHESTER [PT]	2,888
18th	CROTON [AO]	2,880
19th	BRIARCLIFF* [PV]	2,704
20th	GREENBURGH [PSLD]	2,688
21st	DOBBS FERRY* [PV]	2,626
22nd	KATONAH [AO]	2,600
23rd	MAMARONECK* [PSLD]	2,600
24th	IRVINGTON* [PV]	2,528
25th	TARRYTOWN* [PV]	2,506
26th	BRONXVILLE* [PV]	2,500
27th	LEWISBORO [AT]	2,494
28th	PORT CHESTER-RYE BROOK* [AO]	2,475
29th	TUCKAHOE [PV]	2,448
30th	PURCHASE [AO]	2,340
31st	MOUNT KISCO* [PV]	2,319
32nd	BEDFORD [AO]	2,288
33rd	BEDFORD HILLS [AO]	2,282
34th	NORTH SALEM [AT]	2,280
35th	ARDSLEY* [PV]	2,278
36th	POUND RIDGE [PSLD]	2,188
37th	PELHAM [PT]	2,115
38th	SOMERS [PT]	2,071

**COUNTY TOTAL 118,158**

3) The following libraries have branches: Harrison [2,691 hrs. open] has West Harrison Branch [2,177 hrs. open]; Mount Pleasant [2,700 hrs. open] has Valhalla Branch [1,950 hrs. open]; New Rochelle [3,092 hrs. open] has Huguenot Children's Branch [2,288 hrs. open]; North Castle [2,975 hrs. open] has North White Plains Branch [2,778 hrs. open]; Rye [2,600 hrs. open] has Osborne Home [624 hrs. open]; and Yonkers Riverfront [3,209 hrs. open] has Grinton I. Will Branch [3,406 hrs. open] and Crestwood Branch [2,921 hrs. open].

## OPERATING RECEIPTS

### ALPHABETICAL ORDER

ARDSLEY* [PV]	\$526,621
BEDFORD [AO]	\$514,621
BEDFORD HILLS [AO]	\$544,511
BRIARCLIFF* [PV]	\$664,073
BRONXVILLE* [PV]	\$1,314,934
CHAPPAQUA* [PSD]	\$3,097,407
CROTON [AO]	\$934,318
DOBBS FERRY* [PV]	\$655,265
EASTCHESTER [PT]	\$1,767,760
GREENBURGH [PSLD]	\$3,903,208
HARRISON [PT]	\$2,528,284
HASTINGS* [PV]	\$956,379
IRVINGTON* [PV]	\$853,218
KATONAH [AO]	\$860,425
LARCHMONT* [PO]	\$2,226,503
LEWISBORO [AT]	\$557,768
MAMARONECK* [PSLD]	\$2,881,236
MONTROSE* [ASD]	\$1,628,045
MOUNT KISCO* [PV]	\$1,829,019
MOUNT PLEASANT [PO]	\$2,810,770
MOUNT VERNON [PSD]	\$4,513,800
NEW ROCHELLE* [PSD]	\$5,658,752
NORTH CASTLE (ARMONK) [PT]	\$1,830,151
NORTH SALEM [AT]	\$464,239
OSSINING* [PSD]	\$4,018,160
PEEKSKILL [ACi]	\$1,194,262
PELHAM [PT]	\$714,630
PORT CHESTER-RYE BROOK* [AO]	\$1,627,031
POUND RIDGE [PSLD]	\$813,960
PURCHASE [AO]	\$233,069
RYE [ACi]	\$1,623,833
SCARSDALE* [PV]	\$3,670,610
SOMERS [PT]	\$1,037,350
TARRYTOWN* [PV]	\$1,631,581
TUCKAHOE [PV]	\$547,837
WHITE PLAINS* [PCi]	\$6,461,007
YONKERS [PCi]	\$9,488,975
YORKTOWN (SHRUB OAK) [PT]	\$2,556,601

**COUNTY TOTAL \$79,140,213**

### RANK ORDER

1st	YONKERS [PCi]	\$9,488,975
2nd	WHITE PLAINS* [PCi]	\$6,461,007
3rd	NEW ROCHELLE* [PSD]	\$5,658,752
4th	MOUNT VERNON [PSD]	\$4,513,800
5th	OSSINING* [PSD]	\$4,018,160
6th	GREENBURGH [PSLD]	\$3,903,208
7th	SCARSDALE* [PV]	\$3,670,610
8th	CHAPPAQUA* [PSD]	\$3,097,407
9th	MAMARONECK* [PSLD]	\$2,881,236
10th	MOUNT PLEASANT [PO]	\$2,810,770
11th	YORKTOWN (SHRUB OAK) [PT]	\$2,556,601
12th	HARRISON [PT]	\$2,528,284
13th	LARCHMONT* [PO]	\$2,226,503
14th	NORTH CASTLE (ARMONK) [PT]	\$1,830,151
15th	MOUNT KISCO* [PV]	\$1,829,019
16th	EASTCHESTER [PT]	\$1,767,760
17th	TARRYTOWN* [PV]	\$1,631,581
18th	MONTROSE* [ASD]	\$1,628,045
19th	PORT CHESTER-RYE BROOK* [AO]	\$1,627,031
20th	RYE [ACi]	\$1,623,833
21st	BRONXVILLE* [PV]	\$1,314,934
22nd	PEEKSKILL [ACi]	\$1,194,262
23rd	SOMERS [PT]	\$1,037,350
24th	HASTINGS* [PV]	\$956,379
25th	CROTON [AO]	\$934,318
26th	KATONAH [AO]	\$860,425
27th	IRVINGTON* [PV]	\$853,218
28th	POUND RIDGE [PSLD]	\$813,960
29th	PELHAM [PT]	\$714,630
30th	BRIARCLIFF* [PV]	\$664,073
31st	DOBBS FERRY* [PV]	\$655,265
32nd	LEWISBORO [AT]	\$557,768
33rd	TUCKAHOE [PV]	\$547,837
34th	BEDFORD HILLS [AO]	\$544,511
35th	ARDSLEY* [PV]	\$526,621
36th	BEDFORD [AO]	\$514,621
37th	NORTH SALEM [AT]	\$464,239
38th	PURCHASE [AO]	\$233,069

## LOCAL PUBLIC SUPPORT

### ALPHABETICAL ORDER

ARDSLEY* [PV]	\$512,543
BEDFORD [AO]	\$359,856
BEDFORD HILLS [AO]	\$401,579
BRIARCLIFF* [PV]	\$641,433
BRONXVILLE* [PV]	\$1,276,076
CHAPPAQUA* [PSD]	\$3,026,269
CROTON [AO]	\$865,715
DOBBS FERRY* [PV]	\$637,532
EASTCHESTER [PT]	\$1,734,697
GREENBURGH [PSLD]	\$3,816,037
HARRISON [PT]	\$2,500,797
HASTINGS* [PV]	\$882,012
IRVINGTON* [PV]	\$841,593
KATONAH [AO]	\$613,227
LARCHMONT* [PO]	\$2,147,595
LEWISBORO [AT]	\$406,037
MAMARONECK* [PSLD]	\$2,765,105
MONTROSE* [ASD]	\$1,445,318
MOUNT KISCO* [PV]	\$1,803,000
MOUNT PLEASANT [PO]	\$2,708,983
MOUNT VERNON [PSD]	\$4,477,511
NEW ROCHELLE* [PSD]	\$5,299,712
NORTH CASTLE (ARMONK) [PT]	\$1,629,157
NORTH SALEM [AT]	\$334,417
OSSINING* [PSD]	\$3,921,396
PEEKSKILL [ACi]	\$1,066,730
PELHAM [PT]	\$606,364
PORT CHESTER-RYE BROOK* [AO]	\$1,475,323
POUND RIDGE [PSLD]	\$774,297
PURCHASE [AO]	\$229,703
RYE [ACi]	\$1,285,000
SCARSDALE* [PV]	\$3,594,325
SOMERS [PT]	\$1,008,805
TARRYTOWN* [PV]	\$1,514,941
TUCKAHOE [PV]	\$540,898
WHITE PLAINS* [PCi]	\$6,329,528
YONKERS [PCi]	\$9,377,229
YORKTOWN (SHRUB OAK) [PT]	\$2,414,167

**COUNTY TOTAL \$75,264,907**

### RANK ORDER

1st	YONKERS [PCi]	\$9,377,229
2nd	WHITE PLAINS* [PCi]	\$6,329,528
3rd	NEW ROCHELLE* [PSD]	\$5,299,712
4th	MOUNT VERNON [PSD]	\$4,477,511
5th	OSSINING* [PSD]	\$3,921,396
6th	GREENBURGH [PSLD]	\$3,816,037
7th	SCARSDALE* [PV]	\$3,594,325
8th	CHAPPAQUA* [PSD]	\$3,026,269
9th	MAMARONECK* [PSLD]	\$2,765,105
10th	MOUNT PLEASANT [PO]	\$2,708,983
11th	HARRISON [PT]	\$2,500,797
12th	YORKTOWN (SHRUB OAK) [PT]	\$2,414,167
13th	LARCHMONT* [PO]	\$2,147,595
14th	MOUNT KISCO* [PV]	\$1,803,000
15th	EASTCHESTER [PT]	\$1,734,697
16th	NORTH CASTLE (ARMONK) [PT]	\$1,629,157
17th	TARRYTOWN* [PV]	\$1,514,941
18th	PORT CHESTER-RYE BROOK* [AO]	\$1,475,323
19th	MONTROSE* [ASD]	\$1,445,318
20th	RYE [ACi]	\$1,285,000
21st	BRONXVILLE* [PV]	\$1,276,076
22nd	PEEKSKILL [ACi]	\$1,066,730
23rd	SOMERS [PT]	\$1,008,805
24th	HASTINGS* [PV]	\$882,012
25th	CROTON [AO]	\$865,715
26th	IRVINGTON* [PV]	\$841,593
27th	POUND RIDGE [PSLD]	\$774,297
28th	BRIARCLIFF* [PV]	\$641,433
29th	DOBBS FERRY* [PV]	\$637,532
30th	KATONAH [AO]	\$613,227
31st	PELHAM [PT]	\$606,364
32nd	TUCKAHOE [PV]	\$540,898
33rd	ARDSLEY* [PV]	\$512,543
34th	LEWISBORO [AT]	\$406,037
35th	BEDFORD HILLS [AO]	\$401,579
36th	BEDFORD [AO]	\$359,856
37th	NORTH SALEM [AT]	\$334,417
38th	PURCHASE [AO]	\$229,703

## LOCAL PUBLIC SUPPORT (2018 compared to 2017)

### ALPHABETICAL ORDER

ARDSLEY* [PV]	-2.52%
BEDFORD [AO]	1.41%
BEDFORD HILLS [AO]	1.26%
BRIARCLIFF* [PV]	7.83%
BRONXVILLE* [PV]	-0.93%
CHAPPAQUA* [PSD]	1.50%
CROTON [AO]	4.04%
DOBBS FERRY* [PV]	0.58%
EASTCHESTER [PT]	4.87%
GREENBURGH [PSLD]	3.42%
HARRISON [PT]	2.10%
HASTINGS* [PV]	5.53%
IRVINGTON* [PV]	3.86%
KATONAH [AO]	0.82%
LARCHMONT* [PO]	0.70%
LEWISBORO [AT]	3.00%
MAMARONECK* [PSLD]	2.00%
MONTROSE* [ASD]	4.91%
MOUNT KISCO* [PV]	1.63%
MOUNT PLEASANT [PO]	1.70%
MOUNT VERNON [PSD]	-0.16%
NEW ROCHELLE* [PSD]	7.07%
NORTH CASTLE (ARMONK) [PT]	-0.05%
NORTH SALEM [AT]	2.00%
OSSINING* [PSD]	1.51%
PEEKSKILL [ACi]	5.63%
PELHAM [PT]	6.28%
PORT CHESTER-RYE BROOK* [AO]	0.86%
POUND RIDGE [PSLD]	0.00%
PURCHASE [AO]	1.92%
RYE [ACi]	4.47%
SCARSDALE* [PV]	-5.18%
SOMERS [PT]	0.00%
TARRYTOWN* [PV]	2.87%
TUCKAHOE [PV]	8.62%
WHITE PLAINS* [PCi]	5.13%
YONKERS [PCi]	1.33%
YORKTOWN (SHRUB OAK) [PT]	4.03%

**COUNTY AVERAGE** 2.48%  
**TOTAL-BASED AVERAGE** 5.59%

### RANK ORDER

1st	TUCKAHOE [PV]	8.62%
2nd	BRIARCLIFF* [PV]	7.83%
3rd	NEW ROCHELLE* [PSD]	7.07%
4th	PELHAM [PT]	6.28%
5th	PEEKSKILL [ACi]	5.63%
6th	HASTINGS* [PV]	5.53%
7th	WHITE PLAINS* [PCi]	5.13%
8th	MONTROSE* [ASD]	4.91%
9th	EASTCHESTER [PT]	4.87%
10th	RYE [ACi]	4.47%
11th	CROTON [AO]	4.04%
12th	YORKTOWN (SHRUB OAK) [PT]	4.03%
13th	IRVINGTON* [PV]	3.86%
14th	GREENBURGH [PSLD]	3.42%
15th	LEWISBORO [AT]	3.00%
16th	TARRYTOWN* [PV]	2.87%
17th	HARRISON [PT]	2.10%
18th	MAMARONECK* [PSLD]	2.00%
19th	NORTH SALEM [AT]	2.00%
20th	PURCHASE [AO]	1.92%
21st	MOUNT PLEASANT [PO]	1.70%
22nd	MOUNT KISCO* [PV]	1.63%
23rd	OSSINING* [PSD]	1.51%
24th	CHAPPAQUA* [PSD]	1.50%
25th	BEDFORD [AO]	1.41%
26th	YONKERS [PCi]	1.33%
27th	BEDFORD HILLS [AO]	1.26%
28th	PORT CHESTER-RYE BROOK* [AO]	0.86%
29th	KATONAH [AO]	0.82%
30th	LARCHMONT* [PO]	0.70%
31st	DOBBS FERRY* [PV]	0.58%
32nd	POUND RIDGE [PSLD]	0.00%
33rd	SOMERS [PT]	0.00%
34th	NORTH CASTLE (ARMONK) [PT]	-0.05%
35th	MOUNT VERNON [PSD]	-0.16%
36th	BRONXVILLE* [PV]	-0.93%
37th	ARDSLEY* [PV]	-2.52%
38th	SCARSDALE* [PV]	-5.18%

## LOCAL PUBLIC SUPPORT (2018 compared to 2015)

### ALPHABETICAL ORDER

ARDSLEY* [PV]	-32.42%
BEDFORD [AO]	3.45%
BEDFORD HILLS [AO]	3.08%
BRIARCLIFF* [PV]	8.75%
BRONXVILLE* [PV]	1.67%
CHAPPAQUA* [PSD]	4.25%
CROTON [AO]	5.97%
DOBBS FERRY* [PV]	-12.78%
EASTCHESTER [PT]	5.32%
GREENBURGH [PSLD]	6.85%
HARRISON [PT]	4.58%
HASTINGS* [PV]	8.38%
IRVINGTON* [PV]	7.73%
KATONAH [AO]	2.00%
LARCHMONT* [PO]	3.74%
LEWISBORO [AT]	10.12%
MAMARONECK* [PSLD]	4.04%
MONTROSE* [ASD]	6.70%
MOUNT KISCO* [PV]	3.67%
MOUNT PLEASANT [PO]	6.22%
MOUNT VERNON [PSD]	9.56%
NEW ROCHELLE* [PSD]	13.68%
NORTH CASTLE (ARMONK) [PT]	0.63%
NORTH SALEM [AT]	4.03%
OSSINING* [PSD]	4.87%
PEEKSKILL [ACi]	13.32%
PELHAM [PT]	11.15%
PORT CHESTER-RYE BROOK* [AO]	3.87%
POUND RIDGE [PSLD]	2.03%
PURCHASE [AO]	3.58%
RYE [ACi]	7.53%
SCARSDALE* [PV]	-1.74%
SOMERS [PT]	2.04%
TARRYTOWN* [PV]	5.86%
TUCKAHOE [PV]	12.15%
WHITE PLAINS* [PCi]	5.23%
YONKERS [PCi]	9.02%
YORKTOWN (SHRUB OAK) [PT]	6.96%

**COUNTY AVERAGE** 4.34%  
**TOTAL-BASED AVERAGE** 5.59%

### RANK ORDER

1st	NEW ROCHELLE* [PSD]	13.68%
2nd	PEEKSKILL [ACi]	13.32%
3rd	TUCKAHOE [PV]	12.15%
4th	PELHAM [PT]	11.15%
5th	LEWISBORO [AT]	10.12%
6th	MOUNT VERNON [PSD]	9.56%
7th	YONKERS [PCi]	9.02%
8th	BRIARCLIFF* [PV]	8.75%
9th	HASTINGS* [PV]	8.38%
10th	IRVINGTON* [PV]	7.73%
11th	RYE [ACi]	7.53%
12th	YORKTOWN (SHRUB OAK) [PT]	6.96%
13th	GREENBURGH [PSLD]	6.85%
14th	MONTROSE* [ASD]	6.70%
15th	MOUNT PLEASANT [PO]	6.22%
16th	CROTON [AO]	5.97%
17th	TARRYTOWN* [PV]	5.86%
18th	EASTCHESTER [PT]	5.32%
19th	WHITE PLAINS* [PCi]	5.23%
20th	OSSINING* [PSD]	4.87%
21st	HARRISON [PT]	4.58%
22nd	CHAPPAQUA* [PSD]	4.25%
23rd	MAMARONECK* [PSLD]	4.04%
24th	NORTH SALEM [AT]	4.03%
25th	PORT CHESTER-RYE BROOK* [AO]	3.87%
26th	LARCHMONT* [PO]	3.74%
27th	MOUNT KISCO* [PV]	3.67%
28th	PURCHASE [AO]	3.58%
29th	BEDFORD [AO]	3.45%
30th	BEDFORD HILLS [AO]	3.08%
31st	SOMERS [PT]	2.04%
32nd	POUND RIDGE [PSLD]	2.03%
33rd	KATONAH [AO]	2.00%
34th	BRONXVILLE* [PV]	1.67%
35th	NORTH CASTLE (ARMONK) [PT]	0.63%
36th	SCARSDALE* [PV]	-1.74%
37th	DOBBS FERRY* [PV]	-12.78%
38th	ARDSLEY* [PV]	-32.42%

## LOCAL PUBLIC SUPPORT (2018 compared to 2013)

### ALPHABETICAL ORDER

ARDSLEY* [PV]	-14.43%
BEDFORD [AO]	12.95%
BEDFORD HILLS [AO]	11.06%
BRIARCLIFF* [PV]	12.53%
BRONXVILLE* [PV]	7.24%
CHAPPAQUA* [PSD]	9.02%
CROTON [AO]	8.35%
DOBBS FERRY* [PV]	-15.55%
EASTCHESTER [PT]	20.31%
GREENBURGH [PSLD]	19.68%
HARRISON [PT]	9.09%
HASTINGS* [PV]	12.55%
IRVINGTON* [PV]	20.37%
KATONAH [AO]	6.98%
LARCHMONT* [PO]	8.62%
LEWISBORO [AT]	17.51%
MAMARONECK* [PSLD]	10.95%
MONTROSE* [ASD]	10.26%
MOUNT KISCO* [PV]	10.83%
MOUNT PLEASANT [PO]	7.76%
MOUNT VERNON [PSD]	25.68%
NEW ROCHELLE* [PSD]	21.45%
NORTH CASTLE (ARMONK) [PT]	2.04%
NORTH SALEM [AT]	5.83%
OSSINING* [PSD]	8.88%
PEEKSKILL [ACi]	-15.67%
PELHAM [PT]	14.28%
PORT CHESTER-RYE BROOK* [AO]	9.87%
POUND RIDGE [PSLD]	47.73%
PURCHASE [AO]	110.00%
RYE [ACi]	15.77%
SCARSDALE* [PV]	4.13%
SOMERS [PT]	-1.42%
TARRYTOWN* [PV]	7.27%
TUCKAHOE [PV]	17.88%
WHITE PLAINS* [PCi]	12.51%
YONKERS [PCi]	15.04%
YORKTOWN (SHRUB OAK) [PT]	10.41%

**COUNTY AVERAGE** 13.10%  
**TOTAL-BASED AVERAGE** 11.93%

### RANK ORDER

1st	PURCHASE [AO]	110.00%
2nd	POUND RIDGE [PSLD]	47.73%
3rd	MOUNT VERNON [PSD]	25.68%
4th	NEW ROCHELLE* [PSD]	21.45%
5th	IRVINGTON* [PV]	20.37%
6th	EASTCHESTER [PT]	20.31%
7th	GREENBURGH [PSLD]	19.68%
8th	TUCKAHOE [PV]	17.88%
9th	LEWISBORO [AT]	17.51%
10th	RYE [ACi]	15.77%
11th	YONKERS [PCi]	15.04%
12th	PELHAM [PT]	14.28%
13th	BEDFORD [AO]	12.95%
14th	HASTINGS* [PV]	12.55%
15th	BRIARCLIFF* [PV]	12.53%
16th	WHITE PLAINS* [PCi]	12.51%
17th	BEDFORD HILLS [AO]	11.06%
18th	MAMARONECK* [PSLD]	10.95%
19th	MOUNT KISCO* [PV]	10.83%
20th	YORKTOWN (SHRUB OAK) [PT]	10.41%
21st	MONTROSE* [ASD]	10.26%
22nd	PORT CHESTER-RYE BROOK* [AO]	9.87%
23rd	HARRISON [PT]	9.09%
24th	CHAPPAQUA* [PSD]	9.02%
25th	OSSINING* [PSD]	8.88%
26th	LARCHMONT* [PO]	8.62%
27th	CROTON [AO]	8.35%
28th	MOUNT PLEASANT [PO]	7.76%
29th	TARRYTOWN* [PV]	7.27%
30th	BRONXVILLE* [PV]	7.24%
31st	KATONAH [AO]	6.98%
32nd	NORTH SALEM [AT]	5.83%
33rd	SCARSDALE* [PV]	4.13%
34th	NORTH CASTLE (ARMONK) [PT]	2.04%
35th	SOMERS [PT]	-1.42%
36th	ARDSLEY* [PV]	-14.43%
37th	DOBBS FERRY* [PV]	-15.55%
38th	PEEKSKILL [ACi]	-15.67%

## OPERATING EXPENSE

### ALPHABETICAL ORDER

ARDSLEY* [PV]	\$551,096
BEDFORD [AO]	\$527,266
BEDFORD HILLS [AO]	\$500,581
BRIARCLIFF* [PV]	\$572,580
BRONXVILLE* [PV]	\$1,314,934
CHAPPAQUA* [PSD]	\$2,928,444
CROTON [AO]	\$935,944
DOBBS FERRY* [PV]	\$688,581
EASTCHESTER [PT]	\$1,772,694
GREENBURGH [PSLD]	\$3,874,208
HARRISON [PT]	\$2,429,829
HASTINGS* [PV]	\$961,246
IRVINGTON* [PV]	\$861,654
KATONAH [AO]	\$904,473
LARCHMONT* [PO]	\$2,236,855
LEWISBORO [AT]	\$572,726
MAMARONECK* [PSLD]	\$2,778,650
MONTROSE* [ASD]	\$1,427,864
MOUNT KISCO* [PV]	\$1,766,716
MOUNT PLEASANT [PO]	\$2,875,654
MOUNT VERNON [PSD]	\$4,372,186
NEW ROCHELLE* [PSD]	\$5,351,785
NORTH CASTLE (ARMONK) [PT]	\$1,588,940
NORTH SALEM [AT]	\$488,249
OSSINING* [PSD]	\$3,920,859
PEEKSKILL [ACi]	\$1,126,327
PELHAM [PT]	\$721,274
PORT CHESTER-RYE BROOK* [AO]	\$1,651,631
POUND RIDGE [PSLD]	\$516,643
PURCHASE [AO]	\$197,381
RYE [ACi]	\$1,883,903
SCARSDALE* [PV]	\$3,348,951
SOMERS [PT]	\$1,084,734
TARRYTOWN* [PV]	\$1,693,494
TUCKAHOE [PV]	\$518,897
WHITE PLAINS* [PCi]	\$6,429,670
YONKERS [PCi]	\$9,488,975
YORKTOWN (SHRUB OAK) [PT]	\$2,387,914

**COUNTY TOTAL \$77,253,808**

### RANK ORDER

1st	YONKERS [PCi]	\$9,488,975
2nd	WHITE PLAINS* [PCi]	\$6,429,670
3rd	NEW ROCHELLE* [PSD]	\$5,351,785
4th	MOUNT VERNON [PSD]	\$4,372,186
5th	OSSINING* [PSD]	\$3,920,859
6th	GREENBURGH [PSLD]	\$3,874,208
7th	SCARSDALE* [PV]	\$3,348,951
8th	CHAPPAQUA* [PSD]	\$2,928,444
9th	MOUNT PLEASANT [PO]	\$2,875,654
10th	MAMARONECK* [PSLD]	\$2,778,650
11th	HARRISON [PT]	\$2,429,829
12th	YORKTOWN (SHRUB OAK) [PT]	\$2,387,914
13th	LARCHMONT* [PO]	\$2,236,855
14th	RYE [ACi]	\$1,883,903
15th	EASTCHESTER [PT]	\$1,772,694
16th	MOUNT KISCO* [PV]	\$1,766,716
17th	TARRYTOWN* [PV]	\$1,693,494
18th	PORT CHESTER-RYE BROOK* [AO]	\$1,651,631
19th	NORTH CASTLE (ARMONK) [PT]	\$1,588,940
20th	MONTROSE* [ASD]	\$1,427,864
21st	BRONXVILLE* [PV]	\$1,314,934
22nd	PEEKSKILL [ACi]	\$1,126,327
23rd	SOMERS [PT]	\$1,084,734
24th	HASTINGS* [PV]	\$961,246
25th	CROTON [AO]	\$935,944
26th	KATONAH [AO]	\$904,473
27th	IRVINGTON* [PV]	\$861,654
28th	PELHAM [PT]	\$721,274
29th	DOBBS FERRY* [PV]	\$688,581
30th	LEWISBORO [AT]	\$572,726
31st	BRIARCLIFF* [PV]	\$572,580
32nd	ARDSLEY* [PV]	\$551,096
33rd	BEDFORD [AO]	\$527,266
34th	TUCKAHOE [PV]	\$518,897
35th	POUND RIDGE [PSLD]	\$516,643
36th	BEDFORD HILLS [AO]	\$500,581
37th	NORTH SALEM [AT]	\$488,249
38th	PURCHASE [AO]	\$197,381



## DEBT SERVICE

### ALPHABETICAL ORDER

ARDSLEY* [PV]	\$0
BEDFORD [AO]	\$0
BEDFORD HILLS [AO]	\$0
BRIARCLIFF* [PV]	\$0
BRONXVILLE* [PV]	\$38,870
CHAPPAQUA* [PSD]	\$0
CROTON [AO]	\$0
DOBBS FERRY* [PV]	\$0
EASTCHESTER [PT]	\$36,880
GREENBURGH [PSLD]	\$0
HARRISON [PT]	\$0
HASTINGS* [PV]	\$81,041
IRVINGTON* [PV]	\$0
KATONAH [AO]	\$0
LARCHMONT* [PO]	\$0
LEWISBORO [AT]	\$0
MAMARONECK* [PSLD]	\$851,381
MONTROSE* [ASD]	\$241,854
MOUNT KISCO* [PV]	\$648,838
MOUNT PLEASANT [PO]	\$46,859
MOUNT VERNON [PSD]	\$0
NEW ROCHELLE* [PSD]	\$220,554
NORTH CASTLE (ARMONK) [PT]	\$0
NORTH SALEM [AT]	\$0
OSSINING* [PSD]	\$0
PEEKSKILL [ACi]	\$0
PELHAM [PT]	\$0
PORT CHESTER-RYE BROOK* [AO]	\$0
POUND RIDGE [PSLD]	\$0
PURCHASE [AO]	\$0
RYE [ACi]	\$0
SCARSDALE* [PV]	\$0
SOMERS [PT]	\$0
TARRYTOWN* [PV]	\$62,662
TUCKAHOE [PV]	\$0
WHITE PLAINS* [PCi]	\$584,528
YONKERS [PCi]	\$0
YORKTOWN (SHRUB OAK) [PT]	\$0

**COUNTY TOTAL \$2,813,467**

### RANK ORDER

1st	MAMARONECK* [PSLD]	\$851,381
2nd	MOUNT KISCO* [PV]	\$648,838
3rd	WHITE PLAINS* [PCi]	\$584,528
4th	MONTROSE* [ASD]	\$241,854
5th	NEW ROCHELLE* [PSD]	\$220,554
6th	HASTINGS* [PV]	\$81,041
7th	TARRYTOWN* [PV]	\$62,662
8th	MOUNT PLEASANT [PO]	\$46,859
9th	BRONXVILLE* [PV]	\$38,870
10th	EASTCHESTER [PT]	\$36,880
11th	ARDSLEY* [PV]	\$0
12th	BEDFORD [AO]	\$0
13th	BEDFORD HILLS [AO]	\$0
14th	BRIARCLIFF* [PV]	\$0
15th	CHAPPAQUA* [PSD]	\$0
16th	CROTON [AO]	\$0
17th	DOBBS FERRY* [PV]	\$0
18th	GREENBURGH [PSLD]	\$0
19th	HARRISON [PT]	\$0
20th	IRVINGTON* [PV]	\$0
21st	KATONAH [AO]	\$0
22nd	LARCHMONT* [PO]	\$0
23rd	LEWISBORO [AT]	\$0
24th	MOUNT VERNON [PSD]	\$0
25th	NORTH CASTLE (ARMONK) [PT]	\$0
26th	NORTH SALEM [AT]	\$0
27th	OSSINING* [PSD]	\$0
28th	PEEKSKILL [ACi]	\$0
29th	PELHAM [PT]	\$0
30th	PORT CHESTER-RYE BROOK* [AO]	\$0
31st	POUND RIDGE [PSLD]	\$0
32nd	PURCHASE [AO]	\$0
33rd	RYE [ACi]	\$0
34th	SCARSDALE* [PV]	\$0
35th	SOMERS [PT]	\$0
36th	TUCKAHOE [PV]	\$0
37th	YONKERS [PCi]	\$0
38th	YORKTOWN (SHRUB OAK) [PT]	\$0

## OPERATING EXPENSE PER EACH CIRCULATION TRANSACTION

### ALPHABETICAL ORDER

ARDSLEY* [PV]	\$5.85
BEDFORD [AO]	\$11.94
BEDFORD HILLS [AO]	\$10.76
BRIARCLIFF* [PV]	\$7.03
BRONXVILLE* [PV]	\$10.33
CHAPPAQUA* [PSD]	\$9.69
CROTON [AO]	\$7.78
DOBBS FERRY* [PV]	\$11.59
EASTCHESTER [PT]	\$9.07
GREENBURGH [PSLD]	\$9.72
HARRISON [PT]	\$12.91
HASTINGS* [PV]	\$8.09
IRVINGTON* [PV]	\$9.68
KATONAH [AO]	\$7.36
LARCHMONT* [PO]	\$7.57
LEWISBORO [AT]	\$6.81
MAMARONECK* [PSLD]	\$16.10
MONTROSE* [ASD]	\$10.54
MOUNT KISCO* [PV]	\$14.35
MOUNT PLEASANT [PO]	\$9.11
MOUNT VERNON [PSD]	\$29.04
NEW ROCHELLE* [PSD]	\$18.64
NORTH CASTLE (ARMONK) [PT]	\$13.06
NORTH SALEM [AT]	\$13.45
OSSINING* [PSD]	\$18.52
PEEKSKILL [ACi]	\$9.68
PELHAM [PT]	\$8.14
PORT CHESTER-RYE BROOK* [AO]	\$12.97
POUND RIDGE [PSLD]	\$13.72
PURCHASE [AO]	\$10.57
RYE [ACi]	\$11.14
SCARSDALE* [PV]	\$9.35
SOMERS [PT]	\$8.41
TARRYTOWN* [PV]	\$9.64
TUCKAHOE [PV]	\$11.39
WHITE PLAINS* [PCi]	\$12.00
YONKERS [PCi]	\$14.08
YORKTOWN (SHRUB OAK) [PT]	\$5.90

**COUNTY AVERAGE \$11.21**

### RANK ORDER

1st	MOUNT VERNON [PSD]	\$29.04
2nd	NEW ROCHELLE* [PSD]	\$18.64
3rd	OSSINING* [PSD]	\$18.52
4th	MAMARONECK* [PSLD]	\$16.10
5th	MOUNT KISCO* [PV]	\$14.35
6th	YONKERS [PCi]	\$14.08
7th	POUND RIDGE [PSLD]	\$13.72
8th	NORTH SALEM [AT]	\$13.45
9th	NORTH CASTLE (ARMONK) [PT]	\$13.06
10th	PORT CHESTER-RYE BROOK* [AO]	\$12.97
11th	HARRISON [PT]	\$12.91
12th	WHITE PLAINS* [PCi]	\$12.00
13th	BEDFORD [AO]	\$11.94
14th	DOBBS FERRY* [PV]	\$11.59
15th	TUCKAHOE [PV]	\$11.39
16th	RYE [ACi]	\$11.14
17th	BEDFORD HILLS [AO]	\$10.76
18th	PURCHASE [AO]	\$10.57
19th	MONTROSE* [ASD]	\$10.54
20th	BRONXVILLE* [PV]	\$10.33
21st	GREENBURGH [PSLD]	\$9.72
22nd	CHAPPAQUA* [PSD]	\$9.69
23rd	PEEKSKILL [ACi]	\$9.68
24th	IRVINGTON* [PV]	\$9.68
25th	TARRYTOWN* [PV]	\$9.64
26th	SCARSDALE* [PV]	\$9.35
27th	MOUNT PLEASANT [PO]	\$9.11
28th	EASTCHESTER [PT]	\$9.07
29th	SOMERS [PT]	\$8.41
30th	PELHAM [PT]	\$8.14
31st	HASTINGS* [PV]	\$8.09
32nd	CROTON [AO]	\$7.78
33rd	LARCHMONT* [PO]	\$7.57
34th	KATONAH [AO]	\$7.36
35th	BRIARCLIFF* [PV]	\$7.03
36th	LEWISBORO [AT]	\$6.81
37th	YORKTOWN (SHRUB OAK) [PT]	\$5.90
38th	ARDSLEY* [PV]	\$5.85

## OPERATING EXPENSE PER EACH HOUR OPEN<sup>3</sup>

(based on annual hours including all outlets)

### ALPHABETICAL ORDER

ARDSLEY* [PV]	\$241.92
BEDFORD [AO]	\$230.45
BEDFORD HILLS [AO]	\$219.36
BRIARCLIFF* [PV]	\$211.75
BRONXVILLE* [PV]	\$525.97
CHAPPAQUA* [PSD]	\$942.38
CROTON [AO]	\$324.98
DOBBS FERRY* [PV]	\$262.22
EASTCHESTER [PT]	\$613.81
GREENBURGH [PSLD]	\$1,441.30
HARRISON [PT]	\$499.14
HASTINGS* [PV]	\$315.68
IRVINGTON* [PV]	\$340.91
KATONAH [AO]	\$347.87
LARCHMONT* [PO]	\$724.60
LEWISBORO [AT]	\$229.64
MAMARONECK* [PSLD]	\$1,068.71
MONTROSE* [ASD]	\$453.72
MOUNT KISCO* [PV]	\$761.84
MOUNT PLEASANT [PO]	\$618.42
MOUNT VERNON [PSD]	\$1,475.10
NEW ROCHELLE* [PSD]	\$994.76
NORTH CASTLE (ARMONK) [PT]	\$276.19
NORTH SALEM [AT]	\$214.14
OSSINING* [PSD]	\$1,271.36
PEEKSKILL [ACi]	\$367.00
PELHAM [PT]	\$341.03
PORT CHESTER-RYE BROOK* [AO]	\$667.33
POUND RIDGE [PSLD]	\$236.13
PURCHASE [AO]	\$84.35
RYE [ACi]	\$584.34
SCARSDALE* [PV]	\$1,093.71
SOMERS [PT]	\$523.77
TARRYTOWN* [PV]	\$675.78
TUCKAHOE [PV]	\$211.97
WHITE PLAINS* [PCi]	\$2,060.79
YONKERS [PCi]	\$995.07
YORKTOWN (SHRUB OAK) [PT]	\$805.64

### RANK ORDER

1st	WHITE PLAINS* [PCi]	\$2,060.79
2nd	MOUNT VERNON [PSD]	\$1,475.10
3rd	GREENBURGH [PSLD]	\$1,441.30
4th	OSSINING* [PSD]	\$1,271.36
5th	SCARSDALE* [PV]	\$1,093.71
6th	MAMARONECK* [PSLD]	\$1,068.71
7th	YONKERS [PCi]	\$995.07
8th	NEW ROCHELLE* [PSD]	\$994.76
9th	CHAPPAQUA* [PSD]	\$942.38
10th	YORKTOWN (SHRUB OAK) [PT]	\$805.64
11th	MOUNT KISCO* [PV]	\$761.84
12th	LARCHMONT* [PO]	\$724.60
13th	TARRYTOWN* [PV]	\$675.78
14th	PORT CHESTER-RYE BROOK* [AO]	\$667.33
15th	MOUNT PLEASANT [PO]	\$618.42
16th	EASTCHESTER [PT]	\$613.81
17th	RYE [ACi]	\$584.34
18th	BRONXVILLE* [PV]	\$525.97
19th	SOMERS [PT]	\$523.77
20th	HARRISON [PT]	\$499.14
21st	MONTROSE* [ASD]	\$453.72
22nd	PEEKSKILL [ACi]	\$367.00
23rd	KATONAH [AO]	\$347.87
24th	PELHAM [PT]	\$341.03
25th	IRVINGTON* [PV]	\$340.91
26th	CROTON [AO]	\$324.98
27th	HASTINGS* [PV]	\$315.68
28th	NORTH CASTLE (ARMONK) [PT]	\$276.19
29th	DOBBS FERRY* [PV]	\$262.22
30th	ARDSLEY* [PV]	\$241.92
31st	POUND RIDGE [PSLD]	\$236.13
32nd	BEDFORD [AO]	\$230.45
33rd	LEWISBORO [AT]	\$229.64
34th	BEDFORD HILLS [AO]	\$219.36
35th	NORTH SALEM [AT]	\$214.14
36th	TUCKAHOE [PV]	\$211.97
37th	BRIARCLIFF* [PV]	\$211.75
38th	PURCHASE [AO]	\$84.35

### COUNTY AVERAGE

**\$611.92**

3) The following libraries have branches: Harrison [2,824 hrs. open] has West Harrison Branch [1,493 hrs. open]; Mount Pleasant [2,700 hrs. open] has Valhalla Branch [1,950 hrs. open]; New Rochelle [3,092 hrs. open] has Huguenot Children's Branch [2,288 hrs. open]; North Castle [2,975 hrs. open] has North White Plains Branch [2,778 hrs. open]; Rye [2,600 hrs. open] has Osborne Home [624 hrs. open]; and Yonkers Riverfront [3,330 hrs. open] has Grinton I. Will Branch [3,543 hrs. open] and Crestwood Branch [3,023 hrs. open].

## LIBRARY MATERIALS EXPENSE

### ALPHABETICAL ORDER

ARDSLEY* [PV]	\$34,744
BEDFORD [AO]	\$37,926
BEDFORD HILLS [AO]	\$29,049
BRIARCLIFF* [PV]	\$55,831
BRONXVILLE* [PV]	\$78,642
CHAPPAQUA* [PSD]	\$196,926
CROTON [AO]	\$60,158
DOBBS FERRY* [PV]	\$35,775
EASTCHESTER [PT]	\$85,072
GREENBURGH [PSLD]	\$201,890
HARRISON [PT]	\$137,102
HASTINGS* [PV]	\$43,258
IRVINGTON* [PV]	\$69,309
KATONAH [AO]	\$62,227
LARCHMONT* [PO]	\$163,632
LEWISBORO [AT]	\$40,013
MAMARONECK* [PSLD]	\$92,794
MONTROSE* [ASD]	\$80,264
MOUNT KISCO* [PV]	\$68,046
MOUNT PLEASANT [PO]	\$256,283
MOUNT VERNON [PSD]	\$228,554
NEW ROCHELLE* [PSD]	\$200,903
NORTH CASTLE (ARMONK) [PT]	\$163,383
NORTH SALEM [AT]	\$18,104
OSSINING* [PSD]	\$166,168
PEEKSKILL [ACi]	\$76,682
PELHAM [PT]	\$59,520
PORT CHESTER-RYE BROOK* [AO]	\$92,196
POUND RIDGE [PSLD]	\$29,200
PURCHASE [AO]	\$16,634
RYE [ACi]	\$131,557
SCARSDALE* [PV]	\$187,681
SOMERS [PT]	\$104,062
TARRYTOWN* [PV]	\$91,524
TUCKAHOE [PV]	\$31,467
WHITE PLAINS* [PCi]	\$389,122
YONKERS [PCi]	\$242,291
YORKTOWN (SHRUB OAK) [PT]	\$200,490

**COUNTY TOTAL \$4,258,479**

### RANK ORDER

1st	WHITE PLAINS* [PCi]	\$389,122
2nd	MOUNT PLEASANT [PO]	\$256,283
3rd	YONKERS [PCi]	\$242,291
4th	MOUNT VERNON [PSD]	\$228,554
5th	GREENBURGH [PSLD]	\$201,890
6th	NEW ROCHELLE* [PSD]	\$200,903
7th	YORKTOWN (SHRUB OAK) [PT]	\$200,490
8th	CHAPPAQUA* [PSD]	\$196,926
9th	SCARSDALE* [PV]	\$187,681
10th	OSSINING* [PSD]	\$166,168
11th	LARCHMONT* [PO]	\$163,632
12th	NORTH CASTLE (ARMONK) [PT]	\$163,383
13th	HARRISON [PT]	\$137,102
14th	RYE [ACi]	\$131,557
15th	SOMERS [PT]	\$104,062
16th	MAMARONECK* [PSLD]	\$92,794
17th	PORT CHESTER-RYE BROOK* [AO]	\$92,196
18th	TARRYTOWN* [PV]	\$91,524
19th	EASTCHESTER [PT]	\$85,072
20th	MONTROSE* [ASD]	\$80,264
21st	BRONXVILLE* [PV]	\$78,642
22nd	PEEKSKILL [ACi]	\$76,682
23rd	IRVINGTON* [PV]	\$69,309
24th	MOUNT KISCO* [PV]	\$68,046
25th	KATONAH [AO]	\$62,227
26th	CROTON [AO]	\$60,158
27th	PELHAM [PT]	\$59,520
28th	BRIARCLIFF* [PV]	\$55,831
29th	HASTINGS* [PV]	\$43,258
30th	LEWISBORO [AT]	\$40,013
31st	BEDFORD [AO]	\$37,926
32nd	DOBBS FERRY* [PV]	\$35,775
33rd	ARDSLEY* [PV]	\$34,744
34th	TUCKAHOE [PV]	\$31,467
35th	POUND RIDGE [PSLD]	\$29,200
36th	BEDFORD HILLS [AO]	\$29,049
37th	NORTH SALEM [AT]	\$18,104
38th	PURCHASE [AO]	\$16,634

## LIBRARY MATERIALS EXPENSE AS A PERCENTAGE OF TOTAL OPERATING EXPENSE

### ALPHABETICAL ORDER

ARDSLEY* [PV]	6.30%
BEDFORD [AO]	7.19%
BEDFORD HILLS [AO]	5.80%
BRIARCLIFF* [PV]	9.75%
BRONXVILLE* [PV]	5.98%
CHAPPAQUA* [PSD]	6.72%
CROTON [AO]	6.43%
DOBBS FERRY* [PV]	5.20%
EASTCHESTER [PT]	4.80%
GREENBURGH [PSLD]	5.21%
HARRISON [PT]	5.64%
HASTINGS* [PV]	4.50%
IRVINGTON* [PV]	8.04%
KATONAH [AO]	6.88%
LARCHMONT* [PO]	7.32%
LEWISBORO [AT]	6.99%
MAMARONECK* [PSLD]	3.34%
MONTROSE* [ASD]	5.62%
MOUNT KISCO* [PV]	3.85%
MOUNT PLEASANT [PO]	8.91%
MOUNT VERNON [PSD]	5.23%
NEW ROCHELLE* [PSD]	3.75%
NORTH CASTLE (ARMONK) [PT]	10.28%
NORTH SALEM [AT]	3.71%
OSSINING* [PSD]	4.24%
PEEKSKILL [ACi]	6.81%
PELHAM [PT]	8.25%
PORT CHESTER-RYE BROOK* [AO]	5.58%
POUND RIDGE [PSLD]	5.65%
PURCHASE [AO]	8.43%
RYE [ACi]	6.98%
SCARSDALE* [PV]	5.60%
SOMERS [PT]	9.59%
TARRYTOWN* [PV]	5.40%
TUCKAHOE [PV]	6.06%
WHITE PLAINS* [PCi]	6.05%
YONKERS [PCi]	2.55%
YORKTOWN (SHRUB OAK) [PT]	8.40%

**COUNTY AVERAGE** 6.24%  
**TOTAL-BASED AVERAGE** 5.51%

### RANK ORDER

1st	NORTH CASTLE (ARMONK) [PT]	10.28%
2nd	BRIARCLIFF* [PV]	9.75%
3rd	SOMERS [PT]	9.59%
4th	MOUNT PLEASANT [PO]	8.91%
5th	PURCHASE [AO]	8.43%
6th	YORKTOWN (SHRUB OAK) [PT]	8.40%
7th	PELHAM [PT]	8.25%
8th	IRVINGTON* [PV]	8.04%
9th	LARCHMONT* [PO]	7.32%
10th	BEDFORD [AO]	7.19%
11th	LEWISBORO [AT]	6.99%
12th	RYE [ACi]	6.98%
13th	KATONAH [AO]	6.88%
14th	PEEKSKILL [ACi]	6.81%
15th	CHAPPAQUA* [PSD]	6.72%
16th	CROTON [AO]	6.43%
17th	ARDSLEY* [PV]	6.30%
18th	TUCKAHOE [PV]	6.06%
19th	WHITE PLAINS* [PCi]	6.05%
20th	BRONXVILLE* [PV]	5.98%
21st	BEDFORD HILLS [AO]	5.80%
22nd	POUND RIDGE [PSLD]	5.65%
23rd	HARRISON [PT]	5.64%
24th	MONTROSE* [ASD]	5.62%
25th	SCARSDALE* [PV]	5.60%
26th	PORT CHESTER-RYE BROOK* [AO]	5.58%
27th	TARRYTOWN* [PV]	5.40%
28th	MOUNT VERNON [PSD]	5.23%
29th	GREENBURGH [PSLD]	5.21%
30th	DOBBS FERRY* [PV]	5.20%
31st	EASTCHESTER [PT]	4.80%
32nd	HASTINGS* [PV]	4.50%
33rd	OSSINING* [PSD]	4.24%
34th	MOUNT KISCO* [PV]	3.85%
35th	NEW ROCHELLE* [PSD]	3.75%
36th	NORTH SALEM [AT]	3.71%
37th	MAMARONECK* [PSLD]	3.34%
38th	YONKERS [PCi]	2.55%

## PERSONNEL EXPENSE (including benefits)

### ALPHABETICAL ORDER

ARDSLEY* [PV]	\$427,608
BEDFORD [AO]	\$325,809
BEDFORD HILLS [AO]	\$347,936
BRIARCLIFF* [PV]	\$378,058
BRONXVILLE* [PV]	\$840,309
CHAPPAQUA* [PSD]	\$2,223,467
CROTON [AO]	\$603,513
DOBBS FERRY* [PV]	\$492,622
EASTCHESTER [PT]	\$1,424,670
GREENBURGH [PSLD]	\$2,784,805
HARRISON [PT]	\$2,030,324
HASTINGS* [PV]	\$656,512
IRVINGTON* [PV]	\$625,530
KATONAH [AO]	\$615,646
LARCHMONT* [PO]	\$1,735,154
LEWISBORO [AT]	\$407,267
MAMARONECK* [PSLD]	\$1,379,031
MONTROSE* [ASD]	\$782,786
MOUNT KISCO* [PV]	\$847,068
MOUNT PLEASANT [PO]	\$2,042,824
MOUNT VERNON [PSD]	\$3,292,819
NEW ROCHELLE* [PSD]	\$3,756,085
NORTH CASTLE (ARMONK) [PT]	\$1,105,910
NORTH SALEM [AT]	\$299,170
OSSINING* [PSD]	\$2,867,406
PEEKSKILL [ACi]	\$807,622
PELHAM [PT]	\$531,955
PORT CHESTER-RYE BROOK* [AO]	\$1,228,964
POUND RIDGE [PSLD]	\$315,079
PURCHASE [AO]	\$102,993
RYE [ACi]	\$1,411,004
SCARSDALE* [PV]	\$2,856,439
SOMERS [PT]	\$747,178
TARRYTOWN* [PV]	\$1,292,299
TUCKAHOE [PV]	\$418,510
WHITE PLAINS* [PCi]	\$4,451,736
YONKERS [PCi]	\$7,376,714
YORKTOWN (SHRUB OAK) [PT]	\$1,838,842

**COUNTY TOTAL \$55,671,664**

### RANK ORDER

1st	YONKERS [PCi]	\$7,376,714
2nd	WHITE PLAINS* [PCi]	\$4,451,736
3rd	NEW ROCHELLE* [PSD]	\$3,756,085
4th	MOUNT VERNON [PSD]	\$3,292,819
5th	OSSINING* [PSD]	\$2,867,406
6th	SCARSDALE* [PV]	\$2,856,439
7th	GREENBURGH [PSLD]	\$2,784,805
8th	CHAPPAQUA* [PSD]	\$2,223,467
9th	MOUNT PLEASANT [PO]	\$2,042,824
10th	HARRISON [PT]	\$2,030,324
11th	YORKTOWN (SHRUB OAK) [PT]	\$1,838,842
12th	LARCHMONT* [PO]	\$1,735,154
13th	EASTCHESTER [PT]	\$1,424,670
14th	RYE [ACi]	\$1,411,004
15th	MAMARONECK* [PSLD]	\$1,379,031
16th	TARRYTOWN* [PV]	\$1,292,299
17th	PORT CHESTER-RYE BROOK* [AO]	\$1,228,964
18th	NORTH CASTLE (ARMONK) [PT]	\$1,105,910
19th	MOUNT KISCO* [PV]	\$847,068
20th	BRONXVILLE* [PV]	\$840,309
21st	PEEKSKILL [ACi]	\$807,622
22nd	MONTROSE* [ASD]	\$782,786
23rd	SOMERS [PT]	\$747,178
24th	HASTINGS* [PV]	\$656,512
25th	IRVINGTON* [PV]	\$625,530
26th	KATONAH [AO]	\$615,646
27th	CROTON [AO]	\$603,513
28th	PELHAM [PT]	\$531,955
29th	DOBBS FERRY* [PV]	\$492,622
30th	ARDSLEY* [PV]	\$427,608
31st	TUCKAHOE [PV]	\$418,510
32nd	LEWISBORO [AT]	\$407,267
33rd	BRIARCLIFF* [PV]	\$378,058
34th	BEDFORD HILLS [AO]	\$347,936
35th	BEDFORD [AO]	\$325,809
36th	POUND RIDGE [PSLD]	\$315,079
37th	NORTH SALEM [AT]	\$299,170
38th	PURCHASE [AO]	\$102,993

## PERSONNEL EXPENSE (including benefits) AS A PERCENTAGE OF TOTAL OPERATING EXPENSE

### ALPHABETICAL ORDER

ARDSLEY* [PV]	77.59%
BEDFORD [AO]	61.79%
BEDFORD HILLS [AO]	69.51%
BRIARCLIFF* [PV]	66.03%
BRONXVILLE* [PV]	63.91%
CHAPPAQUA* [PSD]	75.93%
CROTON [AO]	64.48%
DOBBS FERRY* [PV]	71.54%
EASTCHESTER [PT]	80.37%
GREENBURGH [PSLD]	71.88%
HARRISON [PT]	83.56%
HASTINGS* [PV]	68.30%
IRVINGTON* [PV]	72.60%
KATONAH [AO]	68.07%
LARCHMONT* [PO]	77.57%
LEWISBORO [AT]	71.11%
MAMARONECK* [PSLD]	49.63%
MONTROSE* [ASD]	54.82%
MOUNT KISCO* [PV]	47.95%
MOUNT PLEASANT [PO]	71.04%
MOUNT VERNON [PSD]	75.31%
NEW ROCHELLE* [PSD]	70.18%
NORTH CASTLE (ARMONK) [PT]	69.60%
NORTH SALEM [AT]	61.27%
OSSINING* [PSD]	73.13%
PEEKSKILL [ACi]	71.70%
PELHAM [PT]	73.75%
PORT CHESTER-RYE BROOK* [AO]	74.41%
POUND RIDGE [PSLD]	60.99%
PURCHASE [AO]	52.18%
RYE [ACi]	74.90%
SCARSDALE* [PV]	85.29%
SOMERS [PT]	68.88%
TARRYTOWN* [PV]	76.31%
TUCKAHOE [PV]	80.65%
WHITE PLAINS* [PCi]	69.24%
YONKERS [PCi]	77.74%
YORKTOWN (SHRUB OAK) [PT]	77.01%

**COUNTY AVERAGE 70.01%**

### RANK ORDER

1st	SCARSDALE* [PV]	85.29%
2nd	HARRISON [PT]	83.56%
3rd	TUCKAHOE [PV]	80.65%
4th	EASTCHESTER [PT]	80.37%
5th	YONKERS [PCi]	77.74%
6th	ARDSLEY* [PV]	77.59%
7th	LARCHMONT* [PO]	77.57%
8th	YORKTOWN (SHRUB OAK) [PT]	77.01%
9th	TARRYTOWN* [PV]	76.31%
10th	CHAPPAQUA* [PSD]	75.93%
11th	MOUNT VERNON [PSD]	75.31%
12th	RYE [ACi]	74.90%
13th	PORT CHESTER-RYE BROOK* [AO]	74.41%
14th	PELHAM [PT]	73.75%
15th	OSSINING* [PSD]	73.13%
16th	IRVINGTON* [PV]	72.60%
17th	GREENBURGH [PSLD]	71.88%
18th	PEEKSKILL [ACi]	71.70%
19th	DOBBS FERRY* [PV]	71.54%
20th	LEWISBORO [AT]	71.11%
21st	MOUNT PLEASANT [PO]	71.04%
22nd	NEW ROCHELLE* [PSD]	70.18%
23rd	NORTH CASTLE (ARMONK) [PT]	69.60%
24th	BEDFORD HILLS [AO]	69.51%
25th	WHITE PLAINS* [PCi]	69.24%
26th	SOMERS [PT]	68.88%
27th	HASTINGS* [PV]	68.30%
28th	KATONAH [AO]	68.07%
29th	BRIARCLIFF* [PV]	66.03%
30th	CROTON [AO]	64.48%
31st	BRONXVILLE* [PV]	63.91%
32nd	BEDFORD [AO]	61.79%
33rd	NORTH SALEM [AT]	61.27%
34th	POUND RIDGE [PSLD]	60.99%
35th	MONTROSE* [ASD]	54.82%
36th	PURCHASE [AO]	52.18%
37th	MAMARONECK* [PSLD]	49.63%
38th	MOUNT KISCO* [PV]	47.95%

## NUMBER OF PAID STAFF - FTE<sup>7</sup>

### ALPHABETICAL ORDER

ARDSLEY* [PV]	5.42
BEDFORD [AO]	6.20
BEDFORD HILLS [AO]	9.50
BRIARCLIFF* [PV]	5.21
BRONXVILLE* [PV]	13.10
CHAPPAQUA* [PSD]	28.40
CROTON [AO]	14.10
DOBBS FERRY* [PV]	17.50
EASTCHESTER [PT]	16.25
GREENBURGH [PSLD]	28.23
HARRISON [PT]	17.00
HASTINGS* [PV]	10.50
IRVINGTON* [PV]	9.20
KATONAH [AO]	15.00
LARCHMONT* [PO]	20.93
LEWISBORO [AT]	7.51
MAMARONECK* [PSLD]	26.00
MONTROSE* [ASD]	12.10
MOUNT KISCO* [PV]	14.00
MOUNT PLEASANT [PO]	21.42
MOUNT VERNON [PSD]	44.00
NEW ROCHELLE* [PSD]	32.00
NORTH CASTLE (ARMONK) [PT]	11.00
NORTH SALEM [AT]	5.92
OSSINING* [PSD]	32.81
PEEKSKILL [ACi]	16.42
PELHAM [PT]	8.98
PORT CHESTER-RYE BROOK* [AO]	19.26
POUND RIDGE [PSLD]	5.50
PURCHASE [AO]	6.00
RYE [ACi]	11.85
SCARSDALE* [PV]	22.00
SOMERS [PT]	10.75
TARRYTOWN* [PV]	14.50
TUCKAHOE [PV]	6.30
WHITE PLAINS* [PCi]	42.50
YONKERS [PCi]	104.00
YORKTOWN (SHRUB OAK) [PT]	25.44

### RANK ORDER

1st	YONKERS [PCi]	104.00
2nd	MOUNT VERNON [PSD]	44.00
3rd	WHITE PLAINS* [PCi]	42.50
4th	OSSINING* [PSD]	32.81
5th	NEW ROCHELLE* [PSD]	32.00
6th	CHAPPAQUA* [PSD]	28.40
7th	GREENBURGH [PSLD]	28.23
8th	MAMARONECK* [PSLD]	26.00
9th	YORKTOWN (SHRUB OAK) [PT]	25.44
10th	SCARSDALE* [PV]	22.00
11th	MOUNT PLEASANT [PO]	21.42
12th	LARCHMONT* [PO]	20.93
13th	PORT CHESTER-RYE BROOK* [AO]	19.26
14th	DOBBS FERRY* [PV]	17.50
15th	HARRISON [PT]	17.00
16th	PEEKSKILL [ACi]	16.42
17th	EASTCHESTER [PT]	16.25
18th	KATONAH [AO]	15.00
19th	TARRYTOWN* [PV]	14.50
20th	CROTON [AO]	14.10
21st	MOUNT KISCO* [PV]	14.00
22nd	BRONXVILLE* [PV]	13.10
23rd	MONTROSE* [ASD]	12.10
24th	RYE [ACi]	11.85
25th	NORTH CASTLE (ARMONK) [PT]	11.00
26th	SOMERS [PT]	10.75
27th	HASTINGS* [PV]	10.50
28th	BEDFORD HILLS [AO]	9.50
29th	IRVINGTON* [PV]	9.20
30th	PELHAM [PT]	8.98
31st	LEWISBORO [AT]	7.51
32nd	TUCKAHOE [PV]	6.30
33rd	BEDFORD [AO]	6.20
34th	PURCHASE [AO]	6.00
35th	NORTH SALEM [AT]	5.92
36th	POUND RIDGE [PSLD]	5.50
37th	ARDSLEY* [PV]	5.42
38th	BRIARCLIFF* [PV]	5.21

**COUNTY TOTAL 716.80**

7) Full-Time Equivalents (FTE) are based on 35 hours/week except for the following libraries: Bedford Hills (40); Eastchester (40); New Rochelle (40); Pound Ridge (40); Rye (36); and Yonkers (40).



## NUMBER OF LIBRARY SPONSORED PROGRAMS

### ALPHABETICAL ORDER

ARDSLEY* [PV]	213
BEDFORD [AO]	746
BEDFORD HILLS [AO]	377
BRIARCLIFF* [PV]	485
BRONXVILLE* [PV]	842
CHAPPAQUA* [PSD]	1,542
CROTON [AO]	754
DOBBS FERRY* [PV]	410
EASTCHESTER [PT]	876
GREENBURGH [PSLD]	1,170
HARRISON [PT]	1,901
HASTINGS* [PV]	274
IRVINGTON* [PV]	557
KATONAH [AO]	844
LARCHMONT* [PO]	1,333
LEWISBORO [AT]	497
MAMARONECK* [PSLD]	1,925
MONTROSE* [ASD]	919
MOUNT KISCO* [PV]	986
MOUNT PLEASANT [PO]	987
MOUNT VERNON [PSD]	1,887
NEW ROCHELLE* [PSD]	1,136
NORTH CASTLE (ARMONK) [PT]	1,844
NORTH SALEM [AT]	815
OSSINING* [PSD]	2,020
PEEKSKILL [ACi]	896
PELHAM [PT]	428
PORT CHESTER-RYE BROOK* [AO]	711
POUND RIDGE [PSLD]	553
PURCHASE [AO]	60
RYE [ACi]	1,099
SCARSDALE* [PV]	465
SOMERS [PT]	871
TARRYTOWN* [PV]	2,313
TUCKAHOE [PV]	452
WHITE PLAINS* [PCi]	1,626
YONKERS [PCi]	4,344
YORKTOWN (SHRUB OAK) [PT]	840

**COUNTY TOTAL 39,998**

### RANK ORDER

1st	YONKERS [PCi]	4,344
2nd	TARRYTOWN* [PV]	2,313
3rd	OSSINING* [PSD]	2,020
4th	MAMARONECK* [PSLD]	1,925
5th	HARRISON [PT]	1,901
6th	MOUNT VERNON [PSD]	1,887
7th	NORTH CASTLE (ARMONK) [PT]	1,844
8th	WHITE PLAINS* [PCi]	1,626
9th	CHAPPAQUA* [PSD]	1,542
10th	LARCHMONT* [PO]	1,333
11th	GREENBURGH [PSLD]	1,170
12th	NEW ROCHELLE* [PSD]	1,136
13th	RYE [ACi]	1,099
14th	MOUNT PLEASANT [PO]	987
15th	MOUNT KISCO* [PV]	986
16th	MONTROSE* [ASD]	919
17th	PEEKSKILL [ACi]	896
18th	EASTCHESTER [PT]	876
19th	SOMERS [PT]	871
20th	KATONAH [AO]	844
21st	BRONXVILLE* [PV]	842
22nd	YORKTOWN (SHRUB OAK) [PT]	840
23rd	NORTH SALEM [AT]	815
24th	CROTON [AO]	754
25th	BEDFORD [AO]	746
26th	PORT CHESTER-RYE BROOK* [AO]	711
27th	IRVINGTON* [PV]	557
28th	POUND RIDGE [PSLD]	553
29th	LEWISBORO [AT]	497
30th	BRIARCLIFF* [PV]	485
31st	SCARSDALE* [PV]	465
32nd	TUCKAHOE [PV]	452
33rd	PELHAM [PT]	428
34th	DOBBS FERRY* [PV]	410
35th	BEDFORD HILLS [AO]	377
36th	HASTINGS* [PV]	274
37th	ARDSLEY* [PV]	213
38th	PURCHASE [AO]	60

## ATTENDANCE OF LIBRARY SPONSORED PROGRAMS

### ALPHABETICAL ORDER

ARDSLEY* [PV]	4,803
BEDFORD [AO]	7,281
BEDFORD HILLS [AO]	7,268
BRIARCLIFF* [PV]	6,569
BRONXVILLE* [PV]	19,849
CHAPPAQUA* [PSD]	38,738
CROTON [AO]	15,318
DOBBS FERRY* [PV]	5,638
EASTCHESTER [PT]	14,804
GREENBURGH [PSLD]	28,500
HARRISON [PT]	40,405
HASTINGS* [PV]	4,212
IRVINGTON* [PV]	11,003
KATONAH [AO]	16,655
LARCHMONT* [PO]	31,263
LEWISBORO [AT]	8,189
MAMARONECK* [PSLD]	18,488
MONTROSE* [ASD]	13,203
MOUNT KISCO* [PV]	14,196
MOUNT PLEASANT [PO]	24,034
MOUNT VERNON [PSD]	43,628
NEW ROCHELLE* [PSD]	28,547
NORTH CASTLE (ARMONK) [PT]	29,612
NORTH SALEM [AT]	6,867
OSSINING* [PSD]	41,250
PEEKSKILL [ACi]	19,585
PELHAM [PT]	8,990
PORT CHESTER-RYE BROOK* [AO]	12,935
POUND RIDGE [PSLD]	4,563
PURCHASE [AO]	660
RYE [ACi]	34,925
SCARSDALE* [PV]	14,678
SOMERS [PT]	16,457
TARRYTOWN* [PV]	23,477
TUCKAHOE [PV]	8,797
WHITE PLAINS* [PCi]	26,284
YONKERS [PCi]	74,791
YORKTOWN (SHRUB OAK) [PT]	20,784

### COUNTY TOTAL

**747,246**

### RANK ORDER

1st	YONKERS [PCi]	74,791
2nd	MOUNT VERNON [PSD]	43,628
3rd	OSSINING* [PSD]	41,250
4th	HARRISON [PT]	40,405
5th	CHAPPAQUA* [PSD]	38,738
6th	RYE [ACi]	34,925
7th	LARCHMONT* [PO]	31,263
8th	NORTH CASTLE (ARMONK) [PT]	29,612
9th	NEW ROCHELLE* [PSD]	28,547
10th	GREENBURGH [PSLD]	28,500
11th	WHITE PLAINS* [PCi]	26,284
12th	MOUNT PLEASANT [PO]	24,034
13th	TARRYTOWN* [PV]	23,477
14th	YORKTOWN (SHRUB OAK) [PT]	20,784
15th	BRONXVILLE* [PV]	19,849
16th	PEEKSKILL [ACi]	19,585
17th	MAMARONECK* [PSLD]	18,488
18th	KATONAH [AO]	16,655
19th	SOMERS [PT]	16,457
20th	CROTON [AO]	15,318
21st	EASTCHESTER [PT]	14,804
22nd	SCARSDALE* [PV]	14,678
23rd	MOUNT KISCO* [PV]	14,196
24th	MONTROSE* [ASD]	13,203
25th	PORT CHESTER-RYE BROOK* [AO]	12,935
26th	IRVINGTON* [PV]	11,003
27th	PELHAM [PT]	8,990
28th	TUCKAHOE [PV]	8,797
29th	LEWISBORO [AT]	8,189
30th	BEDFORD [AO]	7,281
31st	BEDFORD HILLS [AO]	7,268
32nd	NORTH SALEM [AT]	6,867
33rd	BRIARCLIFF* [PV]	6,569
34th	DOBBS FERRY* [PV]	5,638
35th	ARDSLEY* [PV]	4,803
36th	POUND RIDGE [PSLD]	4,563
37th	HASTINGS* [PV]	4,212
38th	PURCHASE [AO]	660

## LIBRARY SPONSORED PROGRAMS - ADULT

### ALPHABETICAL ORDER

ARDSLEY* [PV]	21
BEDFORD [AO]	198
BEDFORD HILLS [AO]	53
BRIARCLIFF* [PV]	129
BRONXVILLE* [PV]	432
CHAPPAQUA* [PSD]	451
CROTON [AO]	66
DOBBS FERRY* [PV]	230
EASTCHESTER [PT]	264
GREENBURGH [PSLD]	541
HARRISON [PT]	883
HASTINGS* [PV]	56
IRVINGTON* [PV]	197
KATONAH [AO]	288
LARCHMONT* [PO]	489
LEWISBORO [AT]	155
MAMARONECK* [PSLD]	163
MONTROSE* [ASD]	534
MOUNT KISCO* [PV]	537
MOUNT PLEASANT [PO]	118
MOUNT VERNON [PSD]	1,215
NEW ROCHELLE* [PSD]	686
NORTH CASTLE (ARMONK) [PT]	626
NORTH SALEM [AT]	325
OSSINING* [PSD]	1,078
PEEKSKILL [ACi]	196
PELHAM [PT]	111
PORT CHESTER-RYE BROOK* [AO]	550
POUND RIDGE [PSLD]	277
PURCHASE [AO]	24
RYE [ACi]	399
SCARSDALE* [PV]	181
SOMERS [PT]	293
TARRYTOWN* [PV]	1,801
TUCKAHOE [PV]	206
WHITE PLAINS* [PCi]	675
YONKERS [PCi]	1,968
YORKTOWN (SHRUB OAK) [PT]	355

### RANK ORDER

1st	YONKERS [PCi]	1,968
2nd	TARRYTOWN* [PV]	1,801
3rd	MOUNT VERNON [PSD]	1,215
4th	OSSINING* [PSD]	1,078
5th	HARRISON [PT]	883
6th	NEW ROCHELLE* [PSD]	686
7th	WHITE PLAINS* [PCi]	675
8th	NORTH CASTLE (ARMONK) [PT]	626
9th	PORT CHESTER-RYE BROOK* [AO]	550
10th	GREENBURGH [PSLD]	541
11th	MOUNT KISCO* [PV]	537
12th	MONTROSE* [ASD]	534
13th	LARCHMONT* [PO]	489
14th	CHAPPAQUA* [PSD]	451
15th	BRONXVILLE* [PV]	432
16th	RYE [ACi]	399
17th	YORKTOWN (SHRUB OAK) [PT]	355
18th	NORTH SALEM [AT]	325
19th	SOMERS [PT]	293
20th	KATONAH [AO]	288
21st	POUND RIDGE [PSLD]	277
22nd	EASTCHESTER [PT]	264
23rd	DOBBS FERRY* [PV]	230
24th	TUCKAHOE [PV]	206
25th	BEDFORD [AO]	198
26th	IRVINGTON* [PV]	197
27th	PEEKSKILL [ACi]	196
28th	SCARSDALE* [PV]	181
29th	MAMARONECK* [PSLD]	163
30th	LEWISBORO [AT]	155
31st	BRIARCLIFF* [PV]	129
32nd	MOUNT PLEASANT [PO]	118
33rd	PELHAM [PT]	111
34th	CROTON [AO]	66
35th	HASTINGS* [PV]	56
36th	BEDFORD HILLS [AO]	53
37th	PURCHASE [AO]	24
38th	ARDSLEY* [PV]	21

**COUNTY TOTAL**

**16,771**

## LIBRARY SPONSORED PROGRAMS - YOUNG ADULT

### ALPHABETICAL ORDER

ARDSLEY* [PV]	8
BEDFORD [AO]	90
BEDFORD HILLS [AO]	8
BRIARCLIFF* [PV]	60
BRONXVILLE* [PV]	37
CHAPPAQUA* [PSD]	140
CROTON [AO]	15
DOBBS FERRY* [PV]	0
EASTCHESTER [PT]	35
GREENBURGH [PSLD]	184
HARRISON [PT]	40
HASTINGS* [PV]	17
IRVINGTON* [PV]	30
KATONAH [AO]	88
LARCHMONT* [PO]	118
LEWISBORO [AT]	104
MAMARONECK* [PSLD]	170
MONTROSE* [ASD]	48
MOUNT KISCO* [PV]	25
MOUNT PLEASANT [PO]	193
MOUNT VERNON [PSD]	52
NEW ROCHELLE* [PSD]	43
NORTH CASTLE (ARMONK) [PT]	51
NORTH SALEM [AT]	191
OSSINING* [PSD]	345
PEEKSKILL [ACi]	116
PELHAM [PT]	36
PORT CHESTER-RYE BROOK* [AO]	1
POUND RIDGE [PSLD]	0
PURCHASE [AO]	0
RYE [ACi]	37
SCARSDALE* [PV]	6
SOMERS [PT]	171
TARRYTOWN* [PV]	69
TUCKAHOE [PV]	58
WHITE PLAINS* [PCi]	234
YONKERS [PCi]	785
YORKTOWN (SHRUB OAK) [PT]	27

### RANK ORDER

1st	YONKERS [PCi]	785
2nd	OSSINING* [PSD]	345
3rd	WHITE PLAINS* [PCi]	234
4th	MOUNT PLEASANT [PO]	193
5th	NORTH SALEM [AT]	191
6th	GREENBURGH [PSLD]	184
7th	SOMERS [PT]	171
8th	MAMARONECK* [PSLD]	170
9th	CHAPPAQUA* [PSD]	140
10th	LARCHMONT* [PO]	118
11th	PEEKSKILL [ACi]	116
12th	LEWISBORO [AT]	104
13th	BEDFORD [AO]	90
14th	KATONAH [AO]	88
15th	TARRYTOWN* [PV]	69
16th	BRIARCLIFF* [PV]	60
17th	TUCKAHOE [PV]	58
18th	MOUNT VERNON [PSD]	52
19th	NORTH CASTLE (ARMONK) [PT]	51
20th	MONTROSE* [ASD]	48
21st	NEW ROCHELLE* [PSD]	43
22nd	HARRISON [PT]	40
23rd	BRONXVILLE* [PV]	37
24th	RYE [ACi]	37
25th	PELHAM [PT]	36
26th	EASTCHESTER [PT]	35
27th	IRVINGTON* [PV]	30
28th	YORKTOWN (SHRUB OAK) [PT]	27
29th	MOUNT KISCO* [PV]	25
30th	HASTINGS* [PV]	17
31st	CROTON [AO]	15
32nd	ARDSLEY* [PV]	8
33rd	BEDFORD HILLS [AO]	8
34th	SCARSDALE* [PV]	6
35th	PORT CHESTER-RYE BROOK* [AO]	1
36th	DOBBS FERRY* [PV]	0
37th	POUND RIDGE [PSLD]	0
38th	PURCHASE [AO]	0

**COUNTY TOTAL 3,632**

## LIBRARY SPONSORED PROGRAMS - CHILDREN

### ALPHABETICAL ORDER

ARDSLEY* [PV]	182
BEDFORD [AO]	405
BEDFORD HILLS [AO]	302
BRIARCLIFF* [PV]	294
BRONXVILLE* [PV]	291
CHAPPAQUA* [PSD]	948
CROTON [AO]	663
DOBBS FERRY* [PV]	90
EASTCHESTER [PT]	560
GREENBURGH [PSLD]	426
HARRISON [PT]	978
HASTINGS* [PV]	200
IRVINGTON* [PV]	330
KATONAH [AO]	465
LARCHMONT* [PO]	726
LEWISBORO [AT]	238
MAMARONECK* [PSLD]	667
MONTROSE* [ASD]	337
MOUNT KISCO* [PV]	422
MOUNT PLEASANT [PO]	676
MOUNT VERNON [PSD]	620
NEW ROCHELLE* [PSD]	407
NORTH CASTLE (ARMONK) [PT]	1,114
NORTH SALEM [AT]	299
OSSINING* [PSD]	585
PEEKSKILL [ACi]	584
PELHAM [PT]	257
PORT CHESTER-RYE BROOK* [AO]	160
POUND RIDGE [PSLD]	258
PURCHASE [AO]	36
RYE [ACi]	663
SCARSDALE* [PV]	278
SOMERS [PT]	407
TARRYTOWN* [PV]	443
TUCKAHOE [PV]	178
WHITE PLAINS* [PCi]	717
YONKERS [PCi]	1,591
YORKTOWN (SHRUB OAK) [PT]	442

### RANK ORDER

1st	YONKERS [PCi]	1,591
2nd	NORTH CASTLE (ARMONK) [PT]	1,114
3rd	HARRISON [PT]	978
4th	CHAPPAQUA* [PSD]	948
5th	LARCHMONT* [PO]	726
6th	WHITE PLAINS* [PCi]	717
7th	MOUNT PLEASANT [PO]	676
8th	MAMARONECK* [PSLD]	667
9th	CROTON [AO]	663
10th	RYE [ACi]	663
11th	MOUNT VERNON [PSD]	620
12th	OSSINING* [PSD]	585
13th	PEEKSKILL [ACi]	584
14th	EASTCHESTER [PT]	560
15th	KATONAH [AO]	465
16th	TARRYTOWN* [PV]	443
17th	YORKTOWN (SHRUB OAK) [PT]	442
18th	GREENBURGH [PSLD]	426
19th	MOUNT KISCO* [PV]	422
20th	NEW ROCHELLE* [PSD]	407
21st	SOMERS [PT]	407
22nd	BEDFORD [AO]	405
23rd	MONTROSE* [ASD]	337
24th	IRVINGTON* [PV]	330
25th	BEDFORD HILLS [AO]	302
26th	NORTH SALEM [AT]	299
27th	BRIARCLIFF* [PV]	294
28th	BRONXVILLE* [PV]	291
29th	SCARSDALE* [PV]	278
30th	POUND RIDGE [PSLD]	258
31st	PELHAM [PT]	257
32nd	LEWISBORO [AT]	238
33rd	HASTINGS* [PV]	200
34th	ARDSLEY* [PV]	182
35th	TUCKAHOE [PV]	178
36th	PORT CHESTER-RYE BROOK* [AO]	160
37th	DOBBS FERRY* [PV]	90
38th	PURCHASE [AO]	36

**COUNTY TOTAL**

**18,239**

## LIBRARY SPONSORED PROGRAMS - ONE-ON-ONE SESSIONS<sup>8</sup>

### ALPHABETICAL ORDER

ARDSLEY* [PV]	65
BEDFORD [AO]	742
BEDFORD HILLS [AO]	73
BRIARCLIFF* [PV]	42
BRONXVILLE* [PV]	112
CHAPPAQUA* [PSD]	657
CROTON [AO]	0
DOBBS FERRY* [PV]	35
EASTCHESTER [PT]	142
GREENBURGH [PSLD]	78
HARRISON [PT]	291
HASTINGS* [PV]	10
IRVINGTON* [PV]	0
KATONAH [AO]	183
LARCHMONT* [PO]	267
LEWISBORO [AT]	122
MAMARONECK* [PSLD]	1,865
MONTROSE* [ASD]	61
MOUNT KISCO* [PV]	120
MOUNT PLEASANT [PO]	263
MOUNT VERNON [PSD]	52
NEW ROCHELLE* [PSD]	684
NORTH CASTLE (ARMONK) [PT]	15
NORTH SALEM [AT]	80
OSSINING* [PSD]	321
PEEKSKILL [ACi]	40
PELHAM [PT]	27
PORT CHESTER-RYE BROOK* [AO]	0
POUND RIDGE [PSLD]	0
PURCHASE [AO]	0
RYE [ACi]	0
SCARSDALE* [PV]	36
SOMERS [PT]	564
TARRYTOWN* [PV]	1,095
TUCKAHOE [PV]	8
WHITE PLAINS* [PCi]	2,104
YONKERS [PCi]	3,737
YORKTOWN (SHRUB OAK) [PT]	890

### RANK ORDER

1st	YONKERS [PCi]	3,737
2nd	WHITE PLAINS* [PCi]	2,104
3rd	MAMARONECK* [PSLD]	1,865
4th	TARRYTOWN* [PV]	1,095
5th	YORKTOWN (SHRUB OAK) [PT]	890
6th	BEDFORD [AO]	742
7th	NEW ROCHELLE* [PSD]	684
8th	CHAPPAQUA* [PSD]	657
9th	SOMERS [PT]	564
10th	OSSINING* [PSD]	321
11th	HARRISON [PT]	291
12th	LARCHMONT* [PO]	267
13th	MOUNT PLEASANT [PO]	263
14th	KATONAH [AO]	183
15th	EASTCHESTER [PT]	142
16th	LEWISBORO [AT]	122
17th	MOUNT KISCO* [PV]	120
18th	BRONXVILLE* [PV]	112
19th	NORTH SALEM [AT]	80
20th	GREENBURGH [PSLD]	78
21st	BEDFORD HILLS [AO]	73
22nd	ARDSLEY* [PV]	65
23rd	MONTROSE* [ASD]	61
24th	MOUNT VERNON [PSD]	52
25th	BRIARCLIFF* [PV]	42
26th	PEEKSKILL [ACi]	40
27th	SCARSDALE* [PV]	36
28th	DOBBS FERRY* [PV]	35
29th	PELHAM [PT]	27
30th	NORTH CASTLE (ARMONK) [PT]	15
31st	HASTINGS* [PV]	10
32nd	TUCKAHOE [PV]	8
33rd	CROTON [AO]	0
34th	IRVINGTON* [PV]	0
35th	PORT CHESTER-RYE BROOK* [AO]	0
36th	POUND RIDGE [PSLD]	0
37th	PURCHASE [AO]	0
38th	RYE [ACi]	0

**COUNTY TOTAL 14,781**

8) Small group sessions are also included in this category, and the overall attendance at these sessions totalled 9,864.

## PUBLIC USE INTERNET TERMINALS: ALL OUTLETS

### ALPHABETICAL ORDER

ARDSLEY* [PV]	7
BEDFORD [AO]	7
BEDFORD HILLS [AO]	3
BRIARCLIFF* [PV]	8
BRONXVILLE* [PV]	10
CHAPPAQUA* [PSD]	23
CROTON [AO]	7
DOBBS FERRY* [PV]	7
EASTCHESTER [PT]	9
GREENBURGH [PSLD]	39
HARRISON [PT]	33
HASTINGS* [PV]	12
IRVINGTON* [PV]	8
KATONAH [AO]	6
LARCHMONT* [PO]	9
LEWISBORO [AT]	5
MAMARONECK* [PSLD]	20
MONTROSE* [ASD]	10
MOUNT KISCO* [PV]	9
MOUNT PLEASANT [PO]	8
MOUNT VERNON [PSD]	49
NEW ROCHELLE* [PSD]	83
NORTH CASTLE (ARMONK) [PT]	6
NORTH SALEM [AT]	6
OSSINING* [PSD]	44
PEEKSKILL [ACi]	27
PELHAM [PT]	7
PORT CHESTER-RYE BROOK* [AO]	22
POUND RIDGE [PSLD]	3
PURCHASE [AO]	2
RYE [ACi]	20
SCARSDALE* [PV]	14
SOMERS [PT]	12
TARRYTOWN* [PV]	25
TUCKAHOE [PV]	13
WHITE PLAINS* [PCi]	78
YONKERS [PCi]	149
YORKTOWN (SHRUB OAK) [PT]	15

### RANK ORDER

1st	YONKERS [PCi]	149
2nd	NEW ROCHELLE* [PSD]	83
3rd	WHITE PLAINS* [PCi]	78
4th	MOUNT VERNON [PSD]	49
5th	OSSINING* [PSD]	44
6th	GREENBURGH [PSLD]	39
7th	HARRISON [PT]	33
8th	PEEKSKILL [ACi]	27
9th	TARRYTOWN* [PV]	25
10th	CHAPPAQUA* [PSD]	23
11th	PORT CHESTER-RYE BROOK* [AO]	22
12th	MAMARONECK* [PSLD]	20
13th	RYE [ACi]	20
14th	YORKTOWN (SHRUB OAK) [PT]	15
15th	SCARSDALE* [PV]	14
16th	TUCKAHOE [PV]	13
17th	HASTINGS* [PV]	12
18th	SOMERS [PT]	12
19th	BRONXVILLE* [PV]	10
20th	MONTROSE* [ASD]	10
21st	EASTCHESTER [PT]	9
22nd	LARCHMONT* [PO]	9
23rd	MOUNT KISCO* [PV]	9
24th	BRIARCLIFF* [PV]	8
25th	IRVINGTON* [PV]	8
26th	MOUNT PLEASANT [PO]	8
27th	ARDSLEY* [PV]	7
28th	BEDFORD [AO]	7
29th	CROTON [AO]	7
30th	DOBBS FERRY* [PV]	7
31st	PELHAM [PT]	7
32nd	KATONAH [AO]	6
33rd	NORTH CASTLE (ARMONK) [PT]	6
34th	NORTH SALEM [AT]	6
35th	LEWISBORO [AT]	5
36th	BEDFORD HILLS [AO]	3
37th	POUND RIDGE [PSLD]	3
38th	PURCHASE [AO]	2

**COUNTY TOTAL 815**

## PUBLIC USE INTERNET TERMINAL SESSIONS

### ALPHABETICAL ORDER

ARDSLEY* [PV]	23,036
BEDFORD [AO]	7,857
BEDFORD HILLS [AO]	1,152
BRIARCLIFF* [PV]	7,010
BRONXVILLE* [PV]	13,321
CHAPPAQUA* [PSD]	17,207
CROTON [AO]	6,276
DOBBS FERRY* [PV]	4,456
EASTCHESTER [PT]	9,722
GREENBURGH [PSLD]	36,733
HARRISON [PT]	11,160
HASTINGS* [PV]	11,100
IRVINGTON* [PV]	5,860
KATONAH [AO]	5,196
LARCHMONT* [PO]	26,405
LEWISBORO [AT]	2,917
MAMARONECK* [PSLD]	9,093
MONTROSE* [ASD]	12,049
MOUNT KISCO* [PV]	14,591
MOUNT PLEASANT [PO]	10,532
MOUNT VERNON [PSD]	51,137
NEW ROCHELLE* [PSD]	78,398
NORTH CASTLE (ARMONK) [PT]	5,901
NORTH SALEM [AT]	3,100
OSSINING* [PSD]	71,489
PEEKSKILL [ACi]	29,603
PELHAM [PT]	6,060
PORT CHESTER-RYE BROOK* [AO]	25,293
POUND RIDGE [PSLD]	900
PURCHASE [AO]	700
RYE [ACi]	14,962
SCARSDALE* [PV]	17,743
SOMERS [PT]	2,122
TARRYTOWN* [PV]	19,405
TUCKAHOE [PV]	7,706
WHITE PLAINS* [PCi]	291,527
YONKERS [PCi]	230,359
YORKTOWN (SHRUB OAK) [PT]	17,921

### RANK ORDER

1st	WHITE PLAINS* [PCi]	291,527
2nd	YONKERS [PCi]	230,359
3rd	NEW ROCHELLE* [PSD]	78,398
4th	OSSINING* [PSD]	71,489
5th	MOUNT VERNON [PSD]	51,137
6th	GREENBURGH [PSLD]	36,733
7th	PEEKSKILL [ACi]	29,603
8th	LARCHMONT* [PO]	26,405
9th	PORT CHESTER-RYE BROOK* [AO]	25,293
10th	ARDSLEY* [PV]	23,036
11th	TARRYTOWN* [PV]	19,405
12th	YORKTOWN (SHRUB OAK) [PT]	17,921
13th	SCARSDALE* [PV]	17,743
14th	CHAPPAQUA* [PSD]	17,207
15th	RYE [ACi]	14,962
16th	MOUNT KISCO* [PV]	14,591
17th	BRONXVILLE* [PV]	13,321
18th	MONTROSE* [ASD]	12,049
19th	HARRISON [PT]	11,160
20th	HASTINGS* [PV]	11,100
21st	MOUNT PLEASANT [PO]	10,532
22nd	EASTCHESTER [PT]	9,722
23rd	MAMARONECK* [PSLD]	9,093
24th	BEDFORD [AO]	7,857
25th	TUCKAHOE [PV]	7,706
26th	BRIARCLIFF* [PV]	7,010
27th	CROTON [AO]	6,276
28th	PELHAM [PT]	6,060
29th	NORTH CASTLE (ARMONK) [PT]	5,901
30th	IRVINGTON* [PV]	5,860
31st	KATONAH [AO]	5,196
32nd	DOBBS FERRY* [PV]	4,456
33rd	NORTH SALEM [AT]	3,100
34th	LEWISBORO [AT]	2,917
35th	SOMERS [PT]	2,122
36th	BEDFORD HILLS [AO]	1,152
37th	POUND RIDGE [PSLD]	900
38th	PURCHASE [AO]	700

**COUNTY TOTAL**

**1,109,999**



## WIRELESS SESSIONS

(provided by the library wireless service)

### ALPHABETICAL ORDER

ARDSLEY* [PV]	4,479
BEDFORD [AO]	5,060
BEDFORD HILLS [AO]	2,341
BRIARCLIFF* [PV]	7,133
BRONXVILLE* [PV]	12,553
CHAPPAQUA* [PSD]	49,404
CROTON [AO]	12,965
DOBBS FERRY* [PV]	9,112
EASTCHESTER [PT]	9,932
GREENBURGH [PSLD]	56,538
HARRISON [PT]	16,168
HASTINGS* [PV]	20,990
IRVINGTON* [PV]	10,310
KATONAH [AO]	15,040
LARCHMONT* [PO]	25,794
LEWISBORO [AT]	6,528
MAMARONECK* [PSLD]	17,844
MONTROSE* [ASD]	14,107
MOUNT KISCO* [PV]	14,431
MOUNT PLEASANT [PO]	25,125
MOUNT VERNON [PSD]	121,098
NEW ROCHELLE* [PSD]	35,799
NORTH CASTLE (ARMONK) [PT]	13,036
NORTH SALEM [AT]	3,837
OSSINING* [PSD]	39,131
PEEKSKILL [ACi]	18,833
PELHAM [PT]	8,050
PORT CHESTER-RYE BROOK* [AO]	15,622
POUND RIDGE [PSLD]	420
PURCHASE [AO]	1,528
RYE [ACi]	14,349
SCARSDALE* [PV]	42,270
SOMERS [PT]	8,029
TARRYTOWN* [PV]	19,259
TUCKAHOE [PV]	4,470
WHITE PLAINS* [PCi]	183,106
YONKERS [PCi]	91,684
YORKTOWN (SHRUB OAK) [PT]	14,111

**COUNTY TOTAL 970,486**

### RANK ORDER

1st	WHITE PLAINS* [PCi]	183,106
2nd	MOUNT VERNON [PSD]	121,098
3rd	YONKERS [PCi]	91,684
4th	GREENBURGH [PSLD]	56,538
5th	CHAPPAQUA* [PSD]	49,404
6th	SCARSDALE* [PV]	42,270
7th	OSSINING* [PSD]	39,131
8th	NEW ROCHELLE* [PSD]	35,799
9th	LARCHMONT* [PO]	25,794
10th	MOUNT PLEASANT [PO]	25,125
11th	HASTINGS* [PV]	20,990
12th	TARRYTOWN* [PV]	19,259
13th	PEEKSKILL [ACi]	18,833
14th	MAMARONECK* [PSLD]	17,844
15th	HARRISON [PT]	16,168
16th	PORT CHESTER-RYE BROOK* [AO]	15,622
17th	KATONAH [AO]	15,040
18th	MOUNT KISCO* [PV]	14,431
19th	RYE [ACi]	14,349
20th	YORKTOWN (SHRUB OAK) [PT]	14,111
21st	MONTROSE* [ASD]	14,107
22nd	NORTH CASTLE (ARMONK) [PT]	13,036
23rd	CROTON [AO]	12,965
24th	BRONXVILLE* [PV]	12,553
25th	IRVINGTON* [PV]	10,310
26th	EASTCHESTER [PT]	9,932
27th	DOBBS FERRY* [PV]	9,112
28th	PELHAM [PT]	8,050
29th	SOMERS [PT]	8,029
30th	BRIARCLIFF* [PV]	7,133
31st	LEWISBORO [AT]	6,528
32nd	BEDFORD [AO]	5,060
33rd	ARDSLEY* [PV]	4,479
34th	TUCKAHOE [PV]	4,470
35th	NORTH SALEM [AT]	3,837
36th	BEDFORD HILLS [AO]	2,341
37th	PURCHASE [AO]	1,528
38th	POUND RIDGE [PSLD]	420

## LIBRARY CARD HOLDERS (as of end of fiscal year reported<sup>9)</sup>)

### ALPHABETICAL ORDER

ARDSLEY* [PV]	3,316
BEDFORD [AO]	2,170
BEDFORD HILLS [AO]	2,322
BRIARCLIFF* [PV]	3,153
BRONXVILLE* [PV]	3,148
CHAPPAQUA* [PSD]	9,021
CROTON [AO]	5,414
DOBBS FERRY* [PV]	4,783
EASTCHESTER [PT]	8,083
GREENBURGH [PSLD]	18,248
HARRISON [PT]	9,663
HASTINGS* [PV]	4,598
IRVINGTON* [PV]	3,362
KATONAH [AO]	2,858
LARCHMONT* [PO]	9,905
LEWISBORO [AT]	5,140
MAMARONECK* [PSLD]	8,652
MONTROSE* [ASD]	5,509
MOUNT KISCO* [PV]	4,602
MOUNT PLEASANT [PO]	13,764
MOUNT VERNON [PSD]	32,919
NEW ROCHELLE* [PSD]	29,296
NORTH CASTLE (ARMONK) [PT]	4,263
NORTH SALEM [AT]	2,594
OSSINING* [PSD]	16,539
PEEKSKILL [ACi]	10,645
PELHAM [PT]	5,511
PORT CHESTER-RYE BROOK* [AO]	12,066
POUND RIDGE [PSLD]	2,496
PURCHASE [AO]	1,484
RYE [ACi]	9,625
SCARSDALE* [PV]	8,534
SOMERS [PT]	10,258
TARRYTOWN* [PV]	9,731
TUCKAHOE [PV]	2,870
WHITE PLAINS* [PCi]	30,037
YONKERS [PCi]	88,813
YORKTOWN (SHRUB OAK) [PT]	16,266

### RANK ORDER

1st	YONKERS [PCi]	88,813
2nd	MOUNT VERNON [PSD]	32,919
3rd	WHITE PLAINS* [PCi]	30,037
4th	NEW ROCHELLE* [PSD]	29,296
5th	GREENBURGH [PSLD]	18,248
6th	OSSINING* [PSD]	16,539
7th	YORKTOWN (SHRUB OAK) [PT]	16,266
8th	MOUNT PLEASANT [PO]	13,764
9th	PORT CHESTER-RYE BROOK* [AO]	12,066
10th	PEEKSKILL [ACi]	10,645
11th	SOMERS [PT]	10,258
12th	LARCHMONT* [PO]	9,905
13th	TARRYTOWN* [PV]	9,731
14th	HARRISON [PT]	9,663
15th	RYE [ACi]	9,625
16th	CHAPPAQUA* [PSD]	9,021
17th	MAMARONECK* [PSLD]	8,652
18th	SCARSDALE* [PV]	8,534
19th	EASTCHESTER [PT]	8,083
20th	PELHAM [PT]	5,511
21st	MONTROSE* [ASD]	5,509
22nd	CROTON [AO]	5,414
23rd	LEWISBORO [AT]	5,140
24th	DOBBS FERRY* [PV]	4,783
25th	MOUNT KISCO* [PV]	4,602
26th	HASTINGS* [PV]	4,598
27th	NORTH CASTLE (ARMONK) [PT]	4,263
28th	IRVINGTON* [PV]	3,362
29th	ARDSLEY* [PV]	3,316
30th	BRIARCLIFF* [PV]	3,153
31st	BRONXVILLE* [PV]	3,148
32nd	TUCKAHOE [PV]	2,870
33rd	KATONAH [AO]	2,858
34th	NORTH SALEM [AT]	2,594
35th	POUND RIDGE [PSLD]	2,496
36th	BEDFORD HILLS [AO]	2,322
37th	BEDFORD [AO]	2,170
38th	PURCHASE [AO]	1,484

**COUNTY TOTAL 421,658**

9) Cards are active for three years. Cards that are not renewed automatically expire and are purged after one 1 year.

## LIBRARY VISITS

### ALPHABETICAL ORDER

ARDSLEY* [PV]	67,704
BEDFORD [AO]	77,785
BEDFORD HILLS [AO]	21,025
BRIARCLIFF* [PV]	48,000
BRONXVILLE* [PV]	143,174
CHAPPAQUA* [PSD]	177,873
CROTON [AO]	173,147
DOBBS FERRY* [PV]	70,350
EASTCHESTER [PT]	129,348
GREENBURGH [PSLD]	270,133
HARRISON [PT]	191,310
HASTINGS* [PV]	151,500
IRVINGTON* [PV]	82,888
KATONAH [AO]	148,717
LARCHMONT* [PO]	216,799
LEWISBORO [AT]	66,722
MAMARONECK* [PSLD]	298,573
MONTROSE* [ASD]	89,137
MOUNT KISCO* [PV]	186,201
MOUNT PLEASANT [PO]	221,452
MOUNT VERNON [PSD]	176,042
NEW ROCHELLE* [PSD]	994,703
NORTH CASTLE (ARMONK) [PT]	150,094
NORTH SALEM [AT]	22,751
OSSINING* [PSD]	236,779
PEEKSKILL [ACi]	237,694
PELHAM [PT]	82,603
PORT CHESTER-RYE BROOK* [AO]	194,687
POUND RIDGE [PSLD]	12,900
PURCHASE [AO]	11,000
RYE [ACi]	171,674
SCARSDALE* [PV]	253,919
SOMERS [PT]	198,473
TARRYTOWN* [PV]	156,575
TUCKAHOE [PV]	66,395
WHITE PLAINS* [PCi]	511,359
YONKERS [PCi]	813,493
YORKTOWN (SHRUB OAK) [PT]	229,732

**COUNTY TOTAL 7,352,711**

### RANK ORDER

1st	NEW ROCHELLE* [PSD]	994,703
2nd	YONKERS [PCi]	813,493
3rd	WHITE PLAINS* [PCi]	511,359
4th	MAMARONECK* [PSLD]	298,573
5th	GREENBURGH [PSLD]	270,133
6th	SCARSDALE* [PV]	253,919
7th	PEEKSKILL [ACi]	237,694
8th	OSSINING* [PSD]	236,779
9th	YORKTOWN (SHRUB OAK) [PT]	229,732
10th	MOUNT PLEASANT [PO]	221,452
11th	LARCHMONT* [PO]	216,799
12th	SOMERS [PT]	198,473
13th	PORT CHESTER-RYE BROOK* [AO]	194,687
14th	HARRISON [PT]	191,310
15th	MOUNT KISCO* [PV]	186,201
16th	CHAPPAQUA* [PSD]	177,873
17th	MOUNT VERNON [PSD]	176,042
18th	CROTON [AO]	173,147
19th	RYE [ACi]	171,674
20th	TARRYTOWN* [PV]	156,575
21st	HASTINGS* [PV]	151,500
22nd	NORTH CASTLE (ARMONK) [PT]	150,094
23rd	KATONAH [AO]	148,717
24th	BRONXVILLE* [PV]	143,174
25th	EASTCHESTER [PT]	129,348
26th	MONTROSE* [ASD]	89,137
27th	IRVINGTON* [PV]	82,888
28th	PELHAM [PT]	82,603
29th	BEDFORD [AO]	77,785
30th	DOBBS FERRY* [PV]	70,350
31st	ARDSLEY* [PV]	67,704
32nd	LEWISBORO [AT]	66,722
33rd	TUCKAHOE [PV]	66,395
34th	BRIARCLIFF* [PV]	48,000
35th	NORTH SALEM [AT]	22,751
36th	BEDFORD HILLS [AO]	21,025
37th	POUND RIDGE [PSLD]	12,900
38th	PURCHASE [AO]	11,000

## SQUARE FOOTAGE: ALL OUTLETS<sup>10</sup>

### ALPHABETICAL ORDER

ARDSLEY* [PV]	8,320
BEDFORD [AO]	6,164
BEDFORD HILLS [AO]	3,142
BRIARCLIFF* [PV]	8,900
BRONXVILLE* [PV]	19,000
CHAPPAQUA* [PSD]	26,200
CROTON [AO]	12,500
DOBBS FERRY* [PV]	16,000
EASTCHESTER [PT]	17,600
GREENBURGH [PSLD]	46,000
HARRISON [PT]	23,000
HASTINGS* [PV]	11,859
IRVINGTON* [PV]	10,500
KATONAH [AO]	17,597
LARCHMONT* [PO]	23,245
LEWISBORO [AT]	7,200
MAMARONECK* [PSLD]	33,000
MONTROSE* [ASD]	17,130
MOUNT KISCO* [PV]	18,000
MOUNT PLEASANT [PO]	24,865
MOUNT VERNON [PSD]	48,000
NEW ROCHELLE* [PSD]	61,875
NORTH CASTLE (ARMONK) [PT]	18,924
NORTH SALEM [AT]	6,500
OSSINING* [PSD]	48,000
PEEKSKILL [ACi]	16,000
PELHAM [PT]	6,500
PORT CHESTER-RYE BROOK* [AO]	18,700
POUND RIDGE [PSLD]	7,200
PURCHASE [AO]	1,400
RYE [ACi]	21,900
SCARSDALE* [PV]	25,000
SOMERS [PT]	14,847
TARRYTOWN* [PV]	22,000
TUCKAHOE [PV]	6,148
WHITE PLAINS* [PCi]	82,000
YONKERS [PCi]	130,290
YORKTOWN (SHRUB OAK) [PT]	20,000

### RANK ORDER

1st	YONKERS [PCi]	130,290
2nd	WHITE PLAINS* [PCi]	82,000
3rd	NEW ROCHELLE* [PSD]	61,875
4th	MOUNT VERNON [PSD]	48,000
5th	OSSINING* [PSD]	48,000
6th	GREENBURGH [PSLD]	46,000
7th	MAMARONECK* [PSLD]	33,000
8th	CHAPPAQUA* [PSD]	26,200
9th	SCARSDALE* [PV]	25,000
10th	MOUNT PLEASANT [PO]	24,865
11th	LARCHMONT* [PO]	23,245
12th	HARRISON [PT]	23,000
13th	TARRYTOWN* [PV]	22,000
14th	RYE [ACi]	21,900
15th	YORKTOWN (SHRUB OAK) [PT]	20,000
16th	BRONXVILLE* [PV]	19,000
17th	NORTH CASTLE (ARMONK) [PT]	18,924
18th	PORT CHESTER-RYE BROOK* [AO]	18,700
19th	MOUNT KISCO* [PV]	18,000
20th	EASTCHESTER [PT]	17,600
21st	KATONAH [AO]	17,597
22nd	MONTROSE* [ASD]	17,130
23rd	DOBBS FERRY* [PV]	16,000
24th	PEEKSKILL [ACi]	16,000
25th	SOMERS [PT]	14,847
26th	CROTON [AO]	12,500
27th	HASTINGS* [PV]	11,859
28th	IRVINGTON* [PV]	10,500
29th	BRIARCLIFF* [PV]	8,900
30th	ARDSLEY* [PV]	8,320
31st	LEWISBORO [AT]	7,200
32nd	POUND RIDGE [PSLD]	7,200
33rd	NORTH SALEM [AT]	6,500
34th	PELHAM [PT]	6,500
35th	BEDFORD [AO]	6,164
36th	TUCKAHOE [PV]	6,148
37th	BEDFORD HILLS [AO]	3,142
38th	PURCHASE [AO]	1,400

### COUNTY TOTAL

**905,506**

10) The following libraries have branch locations: Armonk (North White Plains-1,500 sq. ft.), Harrison (West Harrison-9,000 sq. ft.), Mount Pleasant (Valhalla-2,785 sq. ft.), New Rochelle (Huguenot Children's-1,875 sq. ft.), Rye (Osborn Senior Living Community-1,019 sq. ft.), Yonkers (Crestwood-2,900 sq. ft. and Grinton I. Will-56,980 sq. ft.).

